

2008

GSA occasional tables

2008

GSA drums and cubes

price and specification guide

**2008 GSA Occasional Tables  
10% increase  
effective Aug. 25, 2014**

<b>General Information</b>	<b>2 - 3</b>
<b>GSA</b>	<b>3</b>

## OCCASIONAL TABLES

Material Information .....	4
How to Specify .....	5
Overview .....	6 - 7



### Tables

Sydney Series .....	12 - 13
Denver Series .....	14 - 15
Dover Series .....	16 - 17
Rio Series .....	18 - 19
Oxford Series .....	20 - 21
Remington Series .....	22 - 23

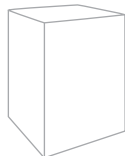
## DRUMS AND CUBES

Material Information .....	24 - 25
Quick Ship Drums .....	26
Top Edges, Bases, Leg Profiles .....	27
Power & Data .....	28
How to Specify .....	29



### Drums

<b>ADLER DRUMS</b>	<b>30 - 35</b>
Drums .....	30 - 31
Drums with Alpha Legs .....	32 - 33
Oval Drums .....	34
Racetrack Drums .....	34
Split Drums .....	35
<b>LESTER TAPERED DRUMS</b>	<b>36 - 37</b>



### Cubes

<b>LEGGET TAPERED CUBES</b>	<b>38 - 41</b>
Tapered Squares .....	38 - 39
Tapered Squares with Alpha Legs .....	40 - 41
<b>ABBOTT CUBES</b>	<b>42 - 50</b>
Squares .....	42 - 43
Rectangles .....	42 - 43
Squares with Alpha Legs .....	44 - 45
Squares with Radius Corners .....	46 - 47
Rectangles with Radius Corners .....	46 - 47
Squares with Radius Corners and Alpha Legs .....	48 - 49

## TERMS

### Lead-Times

Our normal lead-times are 4 - 8 weeks unless product is on a **Quick Ship program**.

Ship Program Refer to our website:  
[www.nevinsltd.com](http://www.nevinsltd.com) for our most current Quick Ship products.

### Prices

All prices are **NET, FREIGHT DELIVERED**.

## ORDERING

### Orders and Changes

Orders are acknowledged upon receipt at B Nevins Ltd.  
Orders may be: Emailed: [sales@nevinsltd.com](mailto:sales@nevinsltd.com)  
Faxed: (713) 230-2150  
Mailed: B. Nevins Ltd., P.O. Box 108  
Cat Spring, Texas 78933

Orders will not be entered into production and acknowledged with estimated ship date until all specification information is complete. No order shall be deemed binding upon B Nevins Ltd until we confirm with an acknowledgement. Customers must notify Nevins in writing of any discrepancies within 24 hours. B. Nevins Ltd. can not be held responsible for misinterpretations. Change orders are dependent upon our ability to accommodate the specification, terms and status of the order in production, and may be subjected to additional charges for labor, material and any other costs involved.

### Product Modification and Custom Orders

Nevins is capable of and willing to make modifications on our existing line in order to meet your needs and requirements. We can provide formal quotations upon request. Please call our **Quotation Department** at 800-231-2744 or email: [quotes@nevinsltd.com](mailto:quotes@nevinsltd.com)

### Cancellations and Returns

No orders may be cancelled after production has begun. All items are made to order and cannot be returned. However, if Nevins has shipped an incorrect item or the item has a manufacturer's defect, a written **Return Authorization Number** must be issued by Nevins. Nevins will not accept any charges for repairs, replacements, installation, delivery charges, nor allow any deductions from invoices without prior authorization.

Nevins reserves the right to have a representative inspect the product and a digital photo will be required prior to issuing a **Return Authorization Number**. Any merchandise returning to Nevins under a **Return Authorization Number** must be wrapped and boxed in the product's original packaging material and shipped to Nevins Warehouse, insured and freight prepaid. No collect shipments will be accepted. Any returns received damaged are subject to fees if not packaged properly.

### Specifications

Nevins reserves the right to change prices, specifications, finishes and discontinue products at any time without prior notice.

## SHIPPING

All shipments will be sent freight prepaid within the 48 contiguous states.

B. Nevins Ltd will determine the most suitable method and carrier. All shipments will be cartoned and/or crated unless otherwise requested. Special requests such as inside delivery, residential delivery, etc, are subject to additional charges.

### Partial Shipments

B Nevins Ltd reserves the right to make partial shipments as product is ready. Payment covering these shipments are to be paid as they become due.

### Freight Claims

All goods must be inspected and documented at the time of receipt. B. Nevins Ltd. must be notified of any shortages or damages within 5 days from date of delivery. Your failure to advise us will constitute acceptance of the merchandise and waives any claims you may have against B. Nevins Ltd. All merchandise is inspected and is in perfect condition when given to the freight carrier. **Nevins is not responsible for damage during shipment, at which time, title passes to the customer / consignee. Claims for damages or lost freight must be processed with the carrier and not with Nevins.** Call the carrier immediately to request an inspection and freight claim instructions. Refusal to accept an order from the carrier does not relieve you of responsibility for payment, and may incur additional charges. Any goods for which a claim is being processed should remain in its original packaging so that an inspector from the carrier may examine the merchandise. If concealed damage is discovered, the carrier must be notified within 5 days from date of delivery. The buyer bears all responsibility for seeking recourse against the carrier. If a shipment is received undamaged but is not what you ordered, call Nevins within 5 working days of receipt.

**Delays in Delivery:** Nevins will attempt to meet delivery or shipment dates shown on acknowledgements, but will not be responsible or liable for failure to ship or deliver on or by any particular date.

**Redelivery of Freight:** When redelivery and/or reconsignment of merchandise is required because the customer is not ready to accept the merchandise, or the delivery location has changed. Nevins must be given at least 2 weeks notification prior to the scheduled ship date. Charges that may occur will be billed to the customer.

**Storage:** If a customer cannot accept delivery of goods when ready for shipping, storage of merchandise is at the customer's expense.

### Repair and Replacement

If the product is under warranty, any labor charges from correcting a manufacturing problem must be submitted and approved before correction is undertaken. Labor charges will not be paid if the estimate was not submitted and approved by Nevins in advance of any expenses.

### Modifications to Terms & Conditions

Nevins reserves the right to modify these Terms & Conditions, therefore Nevins website: [www.nevinsltd.com](http://www.nevinsltd.com), will have the most current Terms.

1. SPECIAL ITEM NUMBERS

GS-28F-0018M  
711-11 Conferencing

2. MAXIMUM ORDER  
\$150,000

3. MINIMUM ORDER  
\$100

4. GEOGRAPHIC COVERAGE  
48 contiguous states and Washington DC

5. POINT OF PRODUCTION  
Cat Spring, Texas

6. DISCOUNT FROM LIST PRICES  
Prices herein are NET (discount deducted)

7. QUANTITY DISCOUNTS  
Orders over \$150,000 NET receive a 2% discount

8. PROMPT PAYMENT TERMS  
2% 10, NET 30

9a. GOVERNMENT PURCHASE CARDS  
Government Purchase Cards are accepted below the micropurchase threshold.

9b. GOVERNMENT PURCHASE CARDS  
Government Purchase Cards are accepted above the micropurchase threshold.

10. FOREIGN TERMS  
N/A

11a. TIME OF DELIVERY  
30-90 days ARO

11b. EXPEDITED DELIVERY  
Call contractor

11c. OVERNIGHT & 2ND DAY DELIVERY  
N/A

11d. URGENT REQUIREMENTS  
Call contractor

12. FOB TERMS  
FOB Destination

13. ORDERS & CHANGES  
Orders are acknowledged upon receipt. Orders may be emailed or faxed to:

B Nevins Ltd  
c/o [servicing dealer]  
P.O. Box 108  
Cat Spring, TX 78933

P: 800-231-2744  
F: 713-230-2150  
E: sales@nevinsltd.com

Orders will not be entered into production and acknowledged with estimated ship date until all specification information is complete. All orders are subject to final acceptance by B Nevins Ltd. Receipt of our acknowledgment indicates acceptance of your order subject to the terms set forth on the acknowledgment.

Customers must notify Nevins in writing of any discrepancies within 24 hours. B Nevins Ltd can not be held responsible for misinterpretations. Change orders are dependent upon our ability to accommodate the specification, terms and status of the order in production, and may be subjected to additional charges for labor, material and any other costs involved.

14. PAYMENT ADDRESS  
Same as above

15. WARRANTY PROVISION  
All products manufactured by Nevins are guaranteed against defect for a period of ten (10) years from the date of purchase. B Nevins Ltd will replace or repair, at our discretion, without cost to our customers, any item found to be defective as a result of defective material or workmanship. We will not repair any item that has been abused or subjected to any use other than what was originally intended for the product. Any repairs by the customer must receive specific written authorization from Nevins before being executed on location to receive proper reimbursement for the associated costs. Nevins does not cover labor or the installation cost for warranty repair or replacement products. In no event shall liability under this warranty exceed the original purchase price. There are no other warranties expressed or implied. Plastic Laminates, Power and Data Units, and Hardware are not covered by Nevins standard warranty.

16. EXPORT PACKAGING  
Quoted upon request

17. TERMS AND CONDITIONS OF GOVERNMENT COMMERCIAL CREDIT CARD  
Nevins will accept the government commercial credit card. No additional discount is offered.

18. TERMS AND CONDITIONS OF RENTAL MAINTENANCE AND REPAIR  
N/A

19. TERMS AND CONDITIONS OF INSTALLATION  
N/A

20. TERMS AND CONDITIONS OF REPAIR  
N/A

20a. TERMS AND CONDITIONS FOR ANY OTHER SERVICES  
N/A

21. SERVICE AND DISTRIBUTION POINTS  
Call contractor

22. PARTICIPATING DEALERS  
Call contractor

23. PREVENTATIVE MAINTENANCE  
N/A

24. ENVIRONMENTAL ATTRIBUTES  
See <http://www.nevinsltd.com/>

25. DATA UNIVERSAL NUMBER SYSTEM (DUNS)  
08-086-0042

26. CENTRAL CONTRACTOR REGISTRATION (CCR)  
1G2W5 (Cage Code)

## LAMINATES

All specifications are subject to change without notice. High pressure laminate is standard. Static dissipative and chemical resistant laminates are available. The standard core is 1 1/8" thick high density 45 lb. industrial grade particleboard. It meets or exceeds requirements of ANSI A 208 1979, 1-M-3 and is TECO tested per ASTM D-1037. The lamination process consists of laminate and backer sheets being adhered to core material under pressure with high solid polyvinyl adhesives. All tops have a phenolic backer sheet. Standard or vertical grade solid matte color plastic laminates are available.

Please call quotation department for any laminates not list above  
Laminate Samples are available from the Laminate Manufacturer.

### Standard Laminate Selection

#### Wilsonart



Some Wilsonart maybe Greenguard Certified.  
Refer to [www.wilsonart.com](http://www.wilsonart.com)

#### Standard Patterns:

Solids  
Woodgrains (where the -60 finish is the Wilsonart standard)  
Abstracts (where the -60 finish is the Wilsonart standard)

#### Standard Finishes:

Matte (60)

#### Formica



Some Formica maybe Greenguard Certified.  
Refer to [www.formica.com](http://www.formica.com)

#### Standard Patterns:

Color Portfolio  
Woodgrains  
Patterns

#### Standard Finishes:

Matte (58)

#### Pionite



Some Pionite maybe Greenguard Certified.  
Refer to [www.pionite.com](http://www.pionite.com)

#### Standard Patterns:

Solids  
Woodgrains  
Abstracts

#### Standard Finishes:

Suede (N)

### \* Non Standard Laminates require a Quotation.

High gloss, special finishes and specialty laminates such as Laminart Nevamar, OP-Tech and others will need to be checked with the Customer Service Department.

### Care and Maintenance

Clean plastic laminates with mild soap and warm water. Do not use steel wool, hot water, or any abrasive cleaning product.

## VENEERS AND WOODS

Veneers and Woods have a semi-open pore finish with a 35% sheen.

### Finishes on Maple

Fusion Maple  
Honey Maple

### Laminate Equivalent

WA 7909-60 Fusion Maple  
Pionite WM951.N Honey Maple

### Finishes on Cherry

Light Cherry  
Medium Cherry  
Dark Cherry  
Light Walnut  
Dark Walnut  
Medium Mahogany

FLC  
FMC  
FDC  
FLW  
FDW  
FMM

### Laminate Equivalent

\*Formica 5904.43 Wild Cherry  
\*Formica 7008.58 Acajou Mahogany  
Pionite WY351H Jewel Mahogany  
Pionite WW971N Gunstock Walnut  
\*Pionite WX421H Witchcraft  
\*WA 7922.07 Brighton Walnut

\*There may be an upcharge for these laminates, as well as a requirement to sign a laminate waiver.

Veneer Samples are available from Nevins upon request.

**NOTE: Laminate equivalents may not be exact matches**

### Stain to Match

Nevins can match most Wood and Veneer stains. Please provide Nevins with (2) labeled samples that are at least 3" x 3" at the time the order is placed. Customer's stain to match samples will not be returned to the customer. All orders requiring a Stain to Match may extend our standard lead time.

### Care and Maintenance

Care should be taken to protect the finish from unprotected surfaces. Nevins can not be held responsible for markings on our surfaces by sharp objects or writing materials. We suggest using desk pads and coasters to protect the surface of our products. We recommend cleaning with a high grade furniture polish and a soft cloth.

## STONE TOPS - MARBLES (M) & GRANITES (G)

Due to the variation in veining and color, over which Nevins has no control, Nevins marble and granite tops are sold subject to irregularities of color, surface, veining or texture. Marble is seldom free of fine cracks or imperfections.

Our 3/4" Standard Stone Tops have a Polished Finish in 2 edge profiles:  
Polished (SE1) or Waterfall (SE2)

### Marbles

Carrara White **M01**  
Crema Marfil **M02**  
Dark Emperador **M03**  
Roman Travertine **M04**

### Granites

Luna Pearl **G01**  
Dakota Mahogany **G03**  
ICM Brazilian Black **G06**  
Rajah Black **G07**  
Academy Black **G08**

Stone Samples are available upon request.

### Custom Stones

Nevins has access to an extensive range of marbles and granites. Please contact the quotation department with your preferred selection.

### Care and Maintenance

The secret of preserving marble in its original state is to keep it clean. Marble should be washed often with clear lukewarm water on a clean soft cloth, and cleaned more thoroughly twice a year with a mild detergent solution. Spills should be wiped up immediately to avoid staining. A clear wax will protect the surface and re wax after each washing.

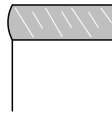
## SOLID SURFACE TOPS

Call the Nevins quotation department for Solid Surface top pricing.

**TOP OPTIONS**

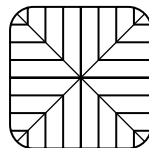
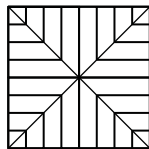
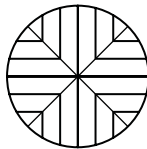
**Glass Top**

Nevins offers a 1/2" thick clear tempered glass with a Pencil edge.



**Veneer Reverse Box Diamond Pattern**

Available on most Veneer Drums and Cubes



**BASE OPTIONS**

**Kerf Cut**

Kerf Cut is a 1/8" reveal 4" from the base and is available on Laminate or Veneer Drums or Cubes.

**Metal Recessed Band**

Available only if used with a Nova Wood Edge or Stone Top. The Stainless Steel Band is recessed 1/4" x 3/4" H and is available in 2 finishes.

- Satin **MR1**
- Polished **MR2**

**Plinth Bases**

Plinth Bases are recessed by 3/4".

**Laminate Plinth Bases**

Standard Plinth Bases are black laminate and are available in 3/4" or 2" height.

**Metal Plinth Bases**

The Stainless Steel Plinth is 2" height and available in 2 finishes:

- Satin **PLM1**
- Polished **PLM2**

For matching Laminate and Veneer Plinths, add 10% to Plinth pricing.

**Alpha Metal Legs**

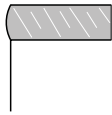
Drums and Cubes have 4" Alpha legs in 4 styles. Each style is available in a silver metal finish.

- |              |             |                         |
|--------------|-------------|-------------------------|
| Poseidon Leg | <b>LEG1</b> | Brushed Aluminum Finish |
| Margo Leg    | <b>LEG2</b> | Satin Aluminum Finish   |
| Astor Leg    | <b>LEG3</b> | Satin Aluminum Finish   |
| Cleo Leg     | <b>LEG4</b> | Satin Aluminum Finish   |

Refer to the website: [www.nevinsltd.com](http://www.nevinsltd.com) for the current Quick Ship products.

TOPS

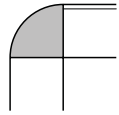
Pencil Edge Clear Glass Top - 1/2"



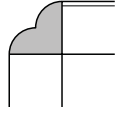
CGP

Nova Wood Edges

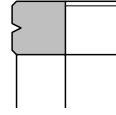
Laminate Inlay (NBL) and Veneer Inlay (NBV)



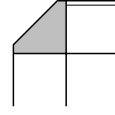
**Rio**  
NBL7 : NBV7  
3/4" x 3/4"



**Winchester**  
NBL8 : NBV8  
3/4" x 3/4"



**Sydney**  
NBL11 : NBV11  
3/4" x 3/4"



**Oxford**  
NBL10 : NBV10  
3/4" x 3/4"

Stone Edges - 3/4"



**Polished**  
SE1




**Waterfall**  
SE2

BASES

Alpha Metal - 4" H



**Poseidon Leg**  
LEG1



**Margo Leg**  
LEG2



**Astor Leg**  
LEG3



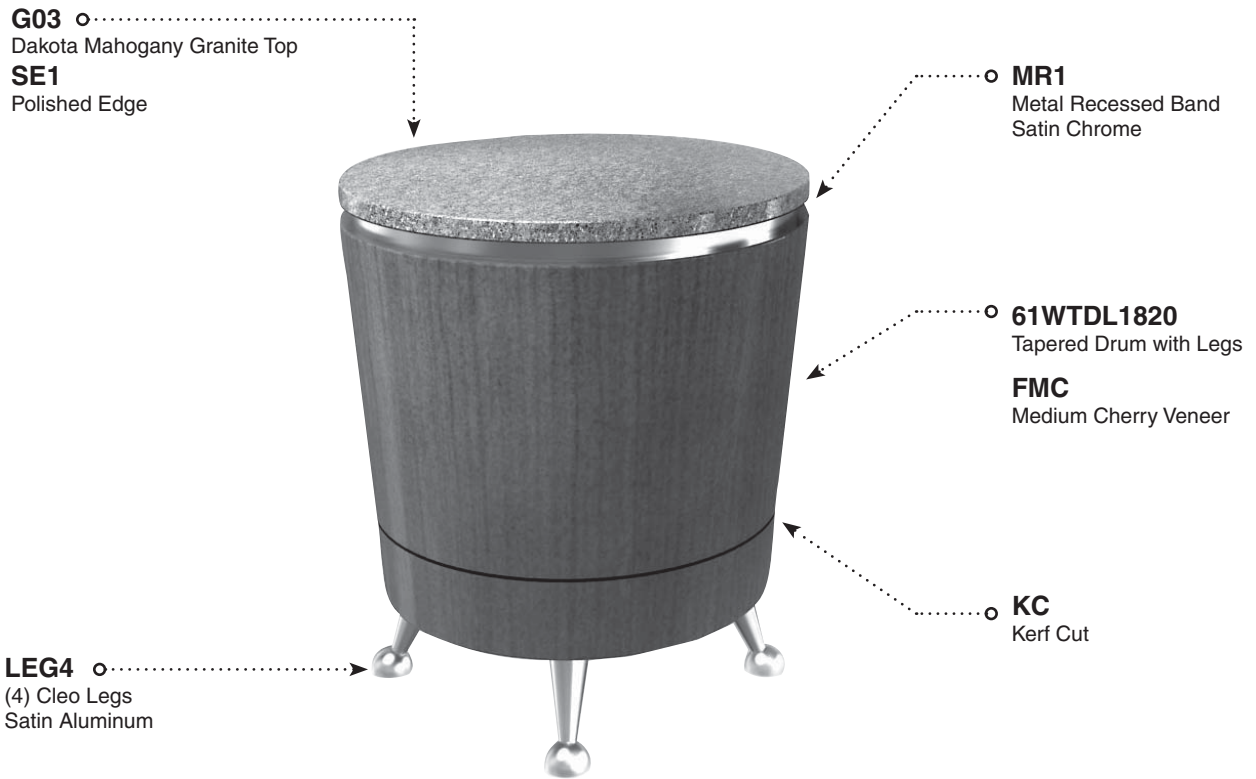
**Cleo Leg**  
LEG4

LEGS

Drums & Cubes








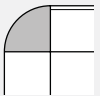

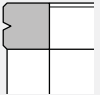

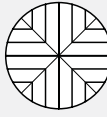
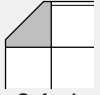
**LESTER TAPERED DRUM**

**61WTDL1820 - FMC - G03 - SE1 - MR1 - KC - LEG4**

Model	Description	List
61WTDL1820	<b>Lester Tapered Drum</b> Tapered Drum with Legs 18"/15" x 20"H	\$ 2708
FMC	Medium Cherry Finish	
G03 SE1	Dakota Mahogany Granite Polished Edge	\$ 910
MR1	Metal Recessed Band Satin Chrome	\$ 183
KC	Kerf Cut	\$ 77
LEG4	Cleo Legs (4)	Included
		\$ 3878
		<b>Delivered List Price</b>



### OPTIONAL UPCHARGES

TOPS		
		 <p><b>Rio</b> NBL7 : NBV7</p>
		 <p><b>Winchester</b> NBL8 : NBV8</p>
		 <p><b>Sydney</b> NBL11 : NBV11</p>
 <p>CGP</p>	 <p>RBD</p>	 <p><b>Oxford</b> NBL10 : NBV10</p>
<p>1/2" Clear Pencil Edge Glass</p>	<p>Veneer Reverse Box Diamond Top</p>	<p>3/4" Nova Wood Edges with Laminate Inlay (NBL) or Veneer Inlay (NBV)</p>

Drums	Dia x H	Laminate	Veneer
		61L	61W
	12" x 15"	\$ 236	\$ 266
	12" x 20"	249	286
	12" x 24"	260	323
	15" x 15"	262	310
	15" x 20"	275	336
	15" x 24"	284	375
	18" x 15"	273	356
	18" x 20"	284	388
	18" x 24"	297	423
	24" x 15"	312	432
	24" x 20"	336	465
	24" x 24"	360	506
	30" x 15"	393	581
	30" x 20"	413	631
	30" x 24"	432	670
	36" x 15"	450	661
	36" x 20"	489	749
	36" x 24"	522	810
	42" x 15"	895	1275
	42" x 20"	956	1299
	42" x 24"	1015	1316
	48" x 15"	993	1419
	48" x 20"	1070	1451
	48" x 24"	1157	1484

\$ 188	\$ 72	\$ 153
188	72	153
188	72	153
205	85	188
205	85	188
205	85	188
213	96	197
213	96	197
213	96	197
275	168	229
275	168	229
275	168	229
369	216	262
369	216	262
369	216	262
460	312	292
460	312	292
460	312	292
629	434	321
629	434	321
629	434	321
822	566	347
822	566	347
822	566	347

#### SPECIFICATIONS










Material Information Page 24-25  
Metal Recessed Band\* 1/4" x 3/4" H

\*Metal Band only available if used with Nova Wood Edge or Stone Tops

#### OPTIONS

Matching Laminate or Veneer Plinth  
Stain to Match **STM**  
Solid Surface or Custom Stone Top

Add 10% to Plinth price  
\$ 164 each stain  
Call

TOPS		OPTIONAL UPCHARGES			PLINTHS		
		BASES					
							
Polished SE1	MR1 Satin Finish	PLM1 Satin Finish					
							
Waterfall SE2	MR2 Polished Finish	KC	PLM2 Polished Finish	PL1	PL2		
<b>3/4" Stone Top</b>	<b>3/4" Metal Recessed Band</b> Available only with Nova Wood Edge or Stone Top	<b>1/8" Kerf Cut</b>	<b>2" Metal Recessed Plinth</b>	<b>3/4" Black Recessed Laminate Plinth</b>	<b>2" Black Recessed Laminate Plinth</b>		

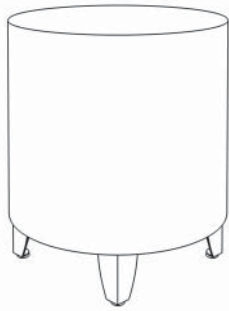
	\$ 306	\$ 75	\$ 34		\$ 114	\$ 46	\$ 66
	306	75	34		114	46	66
	306	75	34		114	46	66
	329	77	34		118	50	70
	329	77	34		118	50	70
	329	77	34		118	50	70
	407	82	34		122	55	76
	407	82	34		122	55	76
	407	82	34		122	55	76
	575	89	34		135	57	96
	575	89	34		135	57	96
	575	89	34		135	57	96
	760	100	34		153	63	114
	760	100	34		153	63	114
	760	100	34		153	63	114
	961	106	34		161	70	124
	961	106	34		161	70	124
	961	106	34		161	70	124
	1180	135	34		196	87	133
	1180	135	34		196	87	133
	1180	135	34		196	87	133
	1414	164	34		236	110	151
	1414	164	34		236	110	151
	1414	164	34		236	110	151

STONE TOPS: Marbles and Granites


<b>Marbles</b>		<b>Granites</b>	
Carrara White	<b>M01</b>	Luna Pearl	<b>G01</b>
Dark Emperador	<b>M02</b>	Dakota Mahogany	<b>G03</b>
Crema Marfil	<b>M03</b>	ICM Brazilian Black	<b>G06</b>
Roman Travertine	<b>M04</b>	Rajah Black	<b>G07</b>
		Academy Black	<b>G08</b>

FINISHES: Veneer and Wood Edges

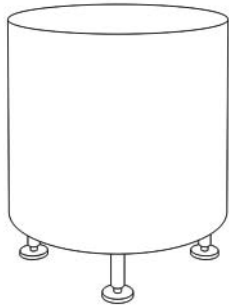
<b>Finishes on Cherry</b>		<b>Finishes on Maple</b>	
Light Cherry	<b>FLC</b>	Fusion Maple	<b>FFM</b>
Medium Cherry	<b>FMC</b>	Honey Maple	<b>FHM</b>
Dark Cherry	<b>FDC</b>		
Light Walnut	<b>FLW</b>		
Dark Walnut	<b>FDW</b>		
Medium Mahogany	<b>FMM</b>		



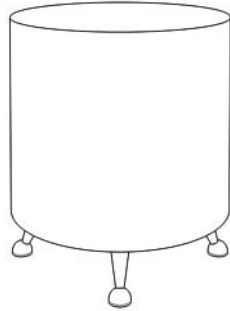
Poseidon Legs



Astor Legs



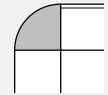
Margo Legs



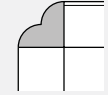
Cleo Legs

OPTIONAL UPCHARGES

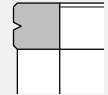
TOPS



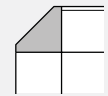
**Rio**  
NBL7 : NBV7



**Winchester**  
NBL8 : NBV8



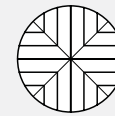
**Sydney**  
NBL11 : NBV11



**Oxford**  
NBL10 : NBV10



CGP



RBD

1/2" Clear Pencil Edge Glass

Veneer Reverse Box Diamond Top

3/4" Nova Wood Edges with Laminate Inlay (NBL) or Veneer Inlay (NBV)

Drums	Dia x H	Laminate	Veneer
		with Alpha Legs 61AWL	with Alpha Legs 61AWV
	18" x 15"	\$ 405	\$ 489
	18" x 20"	416	521
	18" x 24"	429	557
	24" x 15"	445	565
	24" x 20"	469	598
	24" x 24"	493	640
	30" x 15"	537	725
	30" x 20"	557	776
	30" x 24"	576	815
	36" x 15"	600	813
	36" x 20"	640	898
	36" x 24"	677	961
	42" x 15"	1063	1441
	42" x 20"	1122	1465
	42" x 24"	1181	1489

\$ 213	\$ 96	\$ 197
213	96	197
213	96	197
275	168	229
275	168	229
275	168	229
369	216	262
369	216	262
369	216	262
460	312	292
460	312	292
460	312	292
629	434	321
629	434	321
629	434	321

SPECIFICATIONS










Material Information Page 24-25  
Alpha Legs 4 Legs per Drum  
Metal Recessed Band\* 1/4" x 3/4" H

OPTIONS

Stain to Match **STM** \$ 164 each stain  
Solid Surface or Custom Stone Top Call

\*Metal Band only available if used with Nova Wood Edge or Stone Tops

OPTIONAL UPCHARGES

TOPS			BASE	ALPHA LEGS	
					
	Polished SE1			<b>Poseidon</b> LEG1 Brushed Aluminum Finish	<b>Astor</b> LEG3 Satin Aluminum Finish
					
	Waterfall SE2	MR1 Satin Finish		<b>Margo</b> LEG2 Satin Aluminum Finish	<b>Cleo</b> LEG4 Satin Aluminum Finish
					
		MR2 Polished Finish	KC		
	<b>3/4" Stone Top</b>	<b>3/4" Metal Recessed Band</b> Available only with Nova Wood Edge or Stone Top	<b>1/8" Kerf Cut</b>	<b>4" Metal Legs</b> Specify Leg Style	

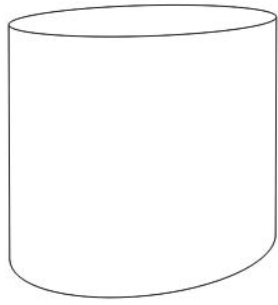
	\$ 407	\$ 82	\$ 34	Included
	407	82	34	Included
	407	82	34	Included
	575	89	34	Included
	575	89	34	Included
	575	89	34	Included
	760	100	34	Included
	760	100	34	Included
	760	100	34	Included
	961	106	34	Included
	961	106	34	Included
	961	106	34	Included
	1180	135	34	Included
	1180	135	34	Included
	1180	135	34	Included

STONE TOPS: Marbles and Granites

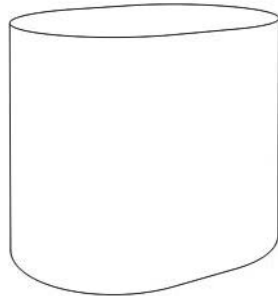
<b>Marbles</b>		<b>Granites</b>	
Carrara White	<b>M01</b>	Luna Pearl	<b>G01</b>
Dark Emperor	<b>M02</b>	Dakota Mahogany	<b>G03</b>
Crema Marfil	<b>M03</b>	ICM Brazilian Black	<b>G06</b>
Roman Travertine	<b>M04</b>	Rajah Black	<b>G07</b>
		Academy Black	<b>G08</b>

FINISHES: Veneer and Wood Edges

<b>Finishes on Cherry</b>		<b>Finishes on Maple</b>	
Light Cherry	<b>FLC</b>	Fusion Maple	<b>FFM</b>
Medium Cherry	<b>FMC</b>	Honey Maple	<b>FHM</b>
Dark Cherry	<b>FDC</b>		
Light Walnut	<b>FLW</b>		
Dark Walnut	<b>FDW</b>		
Medium Mahogany	<b>FMM</b>		









Oval



Racetrack

OPTIONAL UPCHARGES

TOPS	BASES	PLINTHS	
 <b>Rio</b> NBL7 : NBV7			
 <b>Winchester</b> NBL8 : NBV8			
 <b>Sydney</b> NBL11 : NBV11			
 <b>Oxford</b> NBL10 : NBV10		 PL1	 PL2
<b>3/4" Nova Wood Edges with Laminate Inlay (NBL) or Veneer Inlay (NBV)</b>		<b>3/4" Black Recessed Laminate Plinth</b>	<b>2" Black Recessed Laminate Plinth</b>

	Laminate	Veneer
<b>Oval Drums</b>	<b>92L</b>	<b>92W</b>
<b>W x D x H</b>		
24" x 18" x 15"	\$ 437	\$ 540
24" x 18" x 20"	490	603
24" x 18" x 24"	540	684
36" x 20" x 15"	686	852
36" x 20" x 20"	734	908
36" x 20" x 24"	796	1006
46" x 24" x 15"	829	1031
46" x 24" x 20"	873	1093
46" x 24" x 24"	952	1170

\$ 283		\$ 75	\$ 96
283		75	96
283		75	96
308		112	137
308		112	137
308		112	137
335		137	170
335		137	170
335		137	170

	82L	82W
<b>Racetrack Drums</b>		
24" x 18" x 15"	\$ 396	\$ 492
24" x 18" x 20"	448	557
24" x 18" x 24"	496	633
36" x 20" x 15"	626	783
36" x 20" x 20"	669	835
36" x 20" x 24"	729	929
46" x 24" x 15"	756	947
46" x 24" x 20"	797	1006
46" x 24" x 24"	915	1129


\$ 282		\$ 75	\$ 98
282		75	98
282		75	98
308		116	143
308		116	143
308		116	143
332		143	177
332		143	177
332		143	177

SPECIFICATIONS






Material Information	Page 24-25
Power & Data Specs	Page 28
Nova Wood Edges	3/4" x 3/4" H
Base Wood Moldings	3/4" x 1 3/4" H

FINISHES: Veneer, Wood Edges and Base Moldings

<b>Finishes on Cherry</b>		<b>Finishes on Maple</b>	
Light Cherry	<b>FLC</b>	Fusion Maple	<b>FFM</b>
Medium Cherry	<b>FMC</b>	Honey Maple	<b>FHM</b>
Dark Cherry	<b>FDC</b>		
Light Walnut	<b>FLW</b>		
Dark Walnut	<b>FDW</b>		
Medium Mahogany	<b>FMM</b>		



OPTIONAL UPCHARGES

TOPS	BASES	PLINTHS	
 <b>Rio</b> NBL7 : NBV7			
 <b>Winchester</b> NBL8 : NBV8			
 <b>Sydney</b> NBL11 : NBV11			
 <b>Oxford</b> NBL10 : NBV10		 PL1	

<b>3/4" Nova Wood Edges with Laminate Inlay (NBL) or Veneer Inlay (NBV)</b>		<b>3/4" Black Recessed Laminate Plinth</b>	
---	--	--	--

	Laminate	Veneer
<b>Split Drums</b>	<b>84L</b>	<b>84W</b>
<b>W x D x H</b>		
18" x 9" x 15"	\$ 337	\$ 426
18" x 9" x 20"	359	464
18" x 9" x 24"	383	506
24" x 12" x 15"	389	512
24" x 12" x 20"	414	551
24" x 12" x 24"	439	603

\$ 228		\$ 86	
228		86	
228		86	
251		107	
251		107	
251		107	


Pricing is for a single Split Drum

OPTIONS

Matching Laminate or Veneer Plinth Stain to Match **STM**

Add 10% to Plinth price \$ 164 each stain





OPTIONAL UPCHARGES

TOPS		
		<p><b>Rio</b> NBL7 : NBV7</p>
		<p><b>Winchester</b> NBL8 : NBV8</p>
		<p><b>Sydney</b> NBL11 : NBV11</p>
<p>CGP</p>	<p>RBD</p>	<p><b>Oxford</b> NBL10 : NBV10</p>
<p>1/2" Clear Pencil Edge Glass</p>	<p>Veneer Reverse Box Diamond Top</p>	<p>3/4" Nova Wood Edges with Laminate Inlay (NBL) or Veneer Inlay (NBV)</p>

Tapered Drums Dia x H	Veneer	Veneer
	61WTD	61WTDL
		with Alpha Legs
18"/15" x 15"	\$ 1,043	\$ 1,149
18"/15" x 20"	1106	1210
18"/15" x 24"	1173	1276
24"/20" x 15"	1127	1231
24"/20" x 20"	1201	1304
24"/20" x 24"	1273	1374
30"/26" x 15"	1290	1401
30"/26" x 20"	1366	1476
30"/26" x 24"	1448	1556
36"/30" x 15"	1407	1522
36"/30" x 20"	1492	1605
36"/30" x 24"	1572	1684
42"/36" x 15"	1604	1729
42"/36" x 20"	1695	1818
42"/36" x 24"	1791	1911

\$ 213	\$ 95	\$ 197
213	95	197
213	95	197
275	167	229
275	167	229
275	167	229
369	217	262
369	217	262
369	217	262
460	312	292
460	312	292
460	312	292
629	358	321
629	358	321
629	358	321

SPECIFICATIONS

Material Information Page 24-25  
 Alpha Legs 4 Legs per Drum  
 Metal Recessed Band\* 1/4" x 3/4" H

\*Metal Band only available if used with Nova Wood Edge or Stone Tops

OPTIONS

Matching Laminate or Veneer Plinth  
 Stain to Match **STM**  
 Solid Surface or Custom Stone Top

Add 10% to Plinth price  
 \$ 164 each stain  
 Call

OPTIONAL UPCHARGES

TOPS			BASE	PLINTHS			ALPHA LEGS
							 <b>Poseidon</b> LEG1 Brushed Aluminum Finish
							 <b>Margo</b> LEG2 Satin Aluminum Finish
							 <b>Astor</b> LEG3 Satin Aluminum Finish
							 <b>Cleo</b> LEG4 Satin Aluminum Finish
	<b>3/4" Stone Top</b>	<b>3/4" Metal Recessed Band</b> Available only with Nova Wood Edge or Stone Top	<b>1/8" Kerf Cut</b>	<b>2" Metal Recessed Plinth</b>	<b>3/4" Black Recessed Laminate Plinth</b>	<b>2" Black Recessed Laminate Plinth</b>	<b>4" Metal Leg</b> Specify Leg Style for 61WTDL

	\$ 407	\$ 82	\$ 34	\$ 122	\$ 55	\$ 76	Included
	407	82	34	122	55	76	Included
	407	82	34	122	55	76	Included
	575	89	34	135	57	96	Included
	575	89	34	135	57	96	Included
	575	89	34	135	57	96	Included
	760	100	34	153	63	114	Included
	760	100	34	153	63	114	Included
	760	100	34	153	63	114	Included
	961	106	34	161	70	124	Included
	961	106	34	161	70	124	Included
	961	106	34	161	70	124	Included
	1180	135	34	196	87	133	Included
	1180	135	34	196	87	133	Included
	1180	135	34	196	87	133	Included

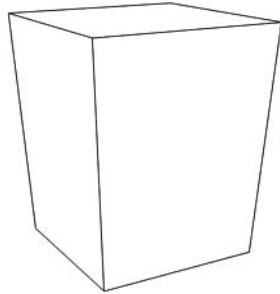
STONE TOPS: Marbles and Granites

<b>Marbles</b>		<b>Granites</b>	
Carrara White	<b>M01</b>	Luna Pearl	<b>G01</b>
Dark Emperador	<b>M02</b>	Dakota Mahogany	<b>G03</b>
Crema Marfil	<b>M03</b>	ICM Brazilian Black	<b>G06</b>
Roman Travertine	<b>M04</b>	Rajah Black	<b>G07</b>
		Academy Black	<b>G08</b>

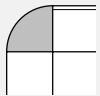
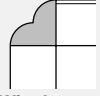
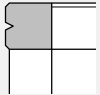
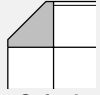

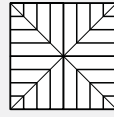
FINISHES: Veneer and Wood Edges

<b>Finishes on Cherry</b>		<b>Finishes on Maple</b>	
Light Cherry	<b>FLC</b>	Fusion Maple	<b>FFM</b>
Medium Cherry	<b>FMC</b>	Honey Maple	<b>FHM</b>
Dark Cherry	<b>FDC</b>		
Light Walnut	<b>FLW</b>		
Dark Walnut	<b>FDW</b>		
Medium Mahogany	<b>FMM</b>		

2008 GSA Drums & Cubes 10% increase effective Aug. 25, 2014



### OPTIONAL UPCHARGES

TOPS		
		 <p><b>Rio</b> NBL7 : NBV7</p>
		 <p><b>Winchester</b> NBL8 : NBV8</p>
		 <p><b>Sydney</b> NBL11 : NBV11</p>
		 <p><b>Oxford</b> NBL10 : NBV10</p>
 <p>CGP</p>	 <p>RBD</p>	
<p>1/2" Clear Pencil Edge Glass</p>	<p>Veneer Reverse Box Diamond Top</p>	<p>3/4" Nova Wood Edges with Laminate Inlay (NBL) or Veneer Inlay (NBV)</p>

Tapered Squares SQ x H	Laminate	Veneer
	51LTD	51WTD
18"/15" x 15"	\$ 444	\$ 499
18"/15" x 20"	470	551
18"/15" x 24"	485	596
24"/20" x 15"	488	633
24"/20" x 20"	510	689
24"/20" x 24"	533	737
30"/26" x 15"	542	828
30"/26" x 20"	659	878
30"/26" x 24"	683	915
36"/30" x 15"	600	967
36"/30" x 20"	716	1006
36"/30" x 24"	742	1060

\$ 178	\$ 96	\$ 203
178	96	203
178	96	203
243	168	236
243	168	236
243	168	236
299	218	269
299	218	269
299	218	269
454	315	290
454	315	290
454	315	290

#### SPECIFICATIONS

Material Information Page 24-25  
Metal Recessed Band\* 1/4" x 3/4" H










\*Metal Band only available if used with Nova Wood Edge or Stone Tops

#### OPTIONS

Matching Laminate or Veneer Plinth  
Stain to Match **STM**  
Solid Surface or Custom Stone Top

Add 10% to Plinth price  
\$ 164 each stain  
Call

OPTIONAL UPCHARGES

TOPS			BASE	PLINTHS		
	<b>Polished SE1</b>					
	<b>Waterfall SE2</b>					
	<b>3/4" Stone Top</b>	<b>3/4" Metal Recessed Band</b> Available only with Nova Wood Edge or Stone Top	<b>1/8" Kerf Cut</b>	<b>2" Metal Recessed Plinth</b>	<b>3/4" Black Recessed Laminate Plinth</b>	<b>2" Black Recessed Laminate Plinth</b>

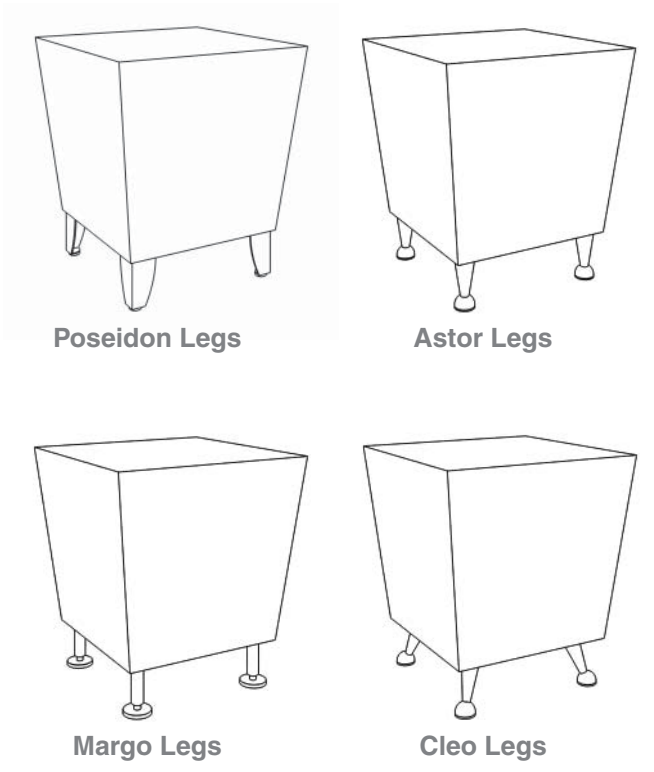
	\$ 432	\$ 82	\$ 34	\$ 124	\$ 59	\$ 101
	432	82	34	124	59	101
	432	82	34	124	59	101
	579	89	34	137	63	105
	579	89	34	137	63	105
	579	89	34	137	63	105
	778	100	34	155	67	114
	778	100	34	155	67	114
	778	100	34	155	67	114
	970	106	34	164	78	133
	970	106	34	164	78	133
	970	106	34	164	78	133

STONE TOPS: Marbles and Granites

<b>Marbles</b>		<b>Granites</b>	
Carrara White	<b>M01</b>	Luna Pearl	<b>G01</b>
Crema Marfil	<b>M02</b>	Dakota Mahogany	<b>G03</b>
Dark Emperador	<b>M03</b>	ICM Brazilian Black	<b>G06</b>
Roman Travertine	<b>M04</b>	Rajah Black	<b>G07</b>
		Academy Black	<b>G08</b>

FINISHES: Veneer and Wood Edges

<b>Finishes on Cherry</b>		<b>Finishes on Maple</b>	
Light Cherry	<b>FLC</b>	Fusion Maple	<b>FFM</b>
Medium Cherry	<b>FMC</b>	Honey Maple	<b>FHM</b>
Dark Cherry	<b>FDC</b>		
Light Walnut	<b>FLW</b>		
Dark Walnut	<b>FDW</b>		
Medium Mahogany	<b>FMM</b>		



Poseidon Legs


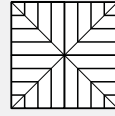
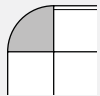

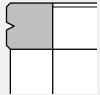

Astor Legs

Margo Legs

Cleo Legs

Tapered Squares SQ x H	Laminate	Veneer
	with Alpha Legs 51LTDL	with Alpha Legs 51WTDL
18"/15" x 15"	\$ 567	\$ 616
18"/15" x 20"	588	667
18"/15" x 24"	603	711
24"/20" x 15"	605	747
24"/20" x 20"	626	803
24"/20" x 24"	650	849
30"/26" x 15"	671	951
30"/26" x 20"	786	1000
30"/26" x 24"	809	1036
36"/30" x 15"	733	1092
36"/30" x 20"	845	1130
36"/30" x 24"	871	1183

OPTIONAL UPCHARGES

TOPS		
		 Rio NBL7 : NBV7
		 Winchester NBL8 : NBV8
		 Sydney NBL11 : NBV11
		 Oxford NBL10 : NBV10
1/2" Clear Pencil Edge Glass	Veneer Reverse Box Diamond Top	3/4" Nova Wood Edges with Laminate Inlay (NBL) or Veneer Inlay (NBV)

\$ 178	\$ 96	\$ 203
178	96	203
178	96	203
243	168	236
243	168	236
243	168	236
299	218	269
299	218	269
299	218	269
454	315	290
454	315	290
454	315	290

SPECIFICATIONS

Material Information Page 24-25  
 Alpha Legs 4 Legs per Drum  
 Metal Recessed Band\* 1/4" x 3/4" H

\*Metal Band only available if used with Nova Wood Edge or Stone Tops

OPTIONS

Stain to Match **STM** \$ 164 each stain Call  
 Solid Surface or Custom Stone Top

OPTIONAL UPCHARGES

TOPS			BASE	ALPHA LEGS	
				 <b>Poseidon</b> LEG1 Brushed Aluminum Finish	 <b>Astor</b> LEG3 Satin Aluminum Finish
 <b>Polished</b> SE1	 <b>MR1</b> Satin Finish			 <b>Margo</b> LEG2 Satin Aluminum Finish	 <b>Cleo</b> LEG4 Satin Aluminum Finish
 <b>Waterfall</b> SE2	 <b>MR2</b> Polished Finish		 <b>KC</b>		
	<b>3/4" Stone Top</b>	<b>3/4" Metal Recessed Band</b> Available only with Nova Wood Edge or Stone Top	<b>1/8" Kerf Cut</b>	<b>4" Metal Legs</b> Specify Leg Style	

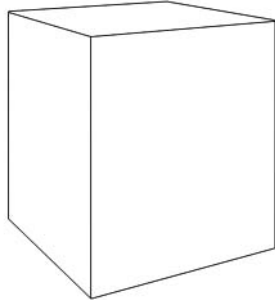
	\$ 432	\$ 82	\$ 34	Included
	432	82	34	Included
	432	82	34	Included
	579	89	34	Included
	579	89	34	Included
	579	89	34	Included
	778	100	34	Included
	778	100	34	Included
	778	100	34	Included
	970	106	34	Included
	970	106	34	Included
	970	106	34	Included

STONE TOPS: Marbles and Granites

<b>Marbles</b>		<b>Granites</b>	
Carrara White	<b>M01</b>	Luna Pearl	<b>G01</b>
Crema Marfil	<b>M02</b>	Dakota Mahogany	<b>G03</b>
Dark Emperador	<b>M03</b>	ICM Brazilian Black	<b>G06</b>
Roman Travertine	<b>M04</b>	Rajah Black	<b>G07</b>
		Academy Black	<b>G08</b>

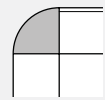
FINISHES: Veneer and Wood Edges

<b>Finishes on Cherry</b>		<b>Finishes on Maple</b>	
Light Cherry	<b>FLC</b>	Fusion Maple	<b>FFM</b>
Medium Cherry	<b>FMC</b>	Honey Maple	<b>FHM</b>
Dark Cherry	<b>FDC</b>		
Light Walnut	<b>FLW</b>		
Dark Walnut	<b>FDW</b>		
Medium Mahogany	<b>FMM</b>		



OPTIONAL UPCHARGES

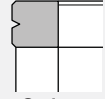
TOPS



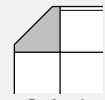
**Rio**  
NBL7 : NBV7



**Winchester**  
NBL8 : NBV8



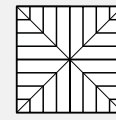
**Sydney**  
NBL11 : NBV11



**Oxford**  
NBL10 : NBV10



CGP



RBD

1/2" Clear Pencil Edge Glass

Veneer Reverse Box Diamond Top

3/4" Nova Wood Edges with Laminate Inlay (NBL) or Veneer Inlay (NBV)

Squares	L x W x H	Laminate	Veneer
		51L	51W
12" x 12" x 15"	\$ 253	\$ 316	
12" x 12" x 20"	273	334	
12" x 12" x 24"	286	358	
15" x 15" x 15"	275	351	
15" x 15" x 20"	303	382	
15" x 15" x 24"	306	413	
18" x 18" x 15"	290	388	
18" x 18" x 20"	306	428	
18" x 18" x 24"	316	467	
24" x 24" x 15"	338	491	
24" x 24" x 20"	360	535	
24" x 24" x 24"	380	590	
30" x 30" x 15"	393	666	
30" x 30" x 20"	432	726	
30" x 30" x 24"	450	733	
36" x 36" x 15"	456	797	
36" x 36" x 20"	498	820	
36" x 36" x 24"	528	875	

Rectangles		
30" x 24" x 15"	367	561
30" x 24" x 20"	404	653
30" x 24" x 24"	445	655
48" x 24" x 15"	409	679
48" x 24" x 20"	476	725
48" x 24" x 24"	528	786

\$ 160	\$ 72	\$ 157
160	72	157
160	72	157
172	85	181
172	85	181
172	85	181
178	96	203
178	96	203
178	96	203
243	168	236
243	168	236
243	168	236
299	218	269
299	218	269
299	218	269
454	315	290
454	315	290
454	315	290
272	218	269
272	218	269
272	218	269
384	312	290
384	312	290
384	312	290

SPECIFICATIONS

Material Information Page 24-25  
Metal Recessed Band\* 1/4" x 3/4" H










\*Metal Band only available if used with Nova Wood Edge or Stone Tops

OPTIONS

Matching Laminate or Veneer Plinth  
Stain to Match **STM**  
Solid Surface or Custom Stone Top

Add 10% to Plinth price  
\$ 164 each stain  
Call

OPTIONAL UPCHARGES

TOPS		BASES			PLINTHS		
							
Polished SE1	MR1 Satin Finish	PLM1 Satin Finish					
							
Waterfall SE2	MR2 Polished Finish	KC	PLM2 Polished Finish	PL1	PL2		
<b>3/4" Stone Top</b>	<b>3/4" Metal Recessed Band</b> Available only with Nova Wood Edge or Stone Top	<b>1/8" Kerf Cut</b>	<b>2" Metal Recessed Plinth</b>	<b>3/4" Black Recessed Laminate Plinth</b>	<b>2" Black Recessed Laminate Plinth</b>		

	\$ 284	\$ 75	\$ 34		\$ 115	\$ 53	\$ 92
	284	75	34		115	53	92
	284	75	34		115	53	92
	306	77	34		119	55	96
	306	77	34		119	55	96
	306	77	34		119	55	96
	432	82	34		124	59	101
	432	82	34		124	59	101
	432	82	34		124	59	101
	579	89	34		137	63	105
	579	89	34		137	63	105
	579	89	34		137	63	105
	778	100	34		155	67	114
	778	100	34		155	67	114
	778	100	34		155	67	114
	970	106	34		164	78	133
	970	106	34		164	78	133
	970	106	34		164	78	133

	801	100	34		155	67	114
	801	100	34		155	67	114
	801	100	34		155	67	114
	990	133	34		164	78	133
	990	133	34		164	78	133
	990	133	34		164	78	133

STONE TOPS: Marbles and Granites

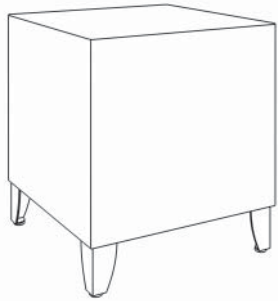
<b>Marbles</b>		<b>Granites</b>	
Carrara White	<b>M01</b>	Luna Pearl	<b>G01</b>
Crema Marfil	<b>M02</b>	Dakota Mahogany	<b>G03</b>
Dark Emperador	<b>M03</b>	ICM Brazilian Black	<b>G06</b>
Roman Travertine	<b>M04</b>	Rajah Black	<b>G07</b>
		Academy Black	<b>G08</b>

FINISHES: Veneer and Wood Edges

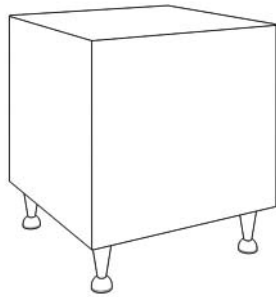
<b>Finishes on Cherry</b>		<b>Finishes on Maple</b>	
Light Cherry	<b>FLC</b>	Fusion Maple	<b>FFM</b>
Medium Cherry	<b>FMC</b>	Honey Maple	<b>FHM</b>
Dark Cherry	<b>FDC</b>		
Light Walnut	<b>FLW</b>		
Dark Walnut	<b>FDW</b>		
Medium Mahogany	<b>FMM</b>		



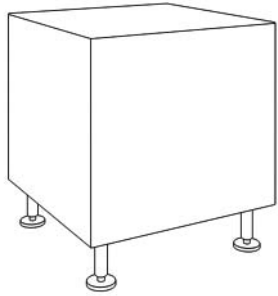
2008 GSA Drums & Cubes 10% increase effective Aug. 25, 2014



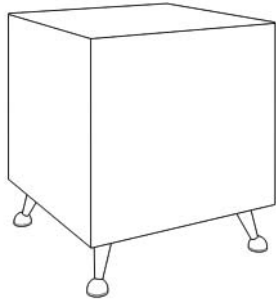
Poseidon Legs



Astor Legs



Margo Legs



Cleo Legs

**Squares**

L x W x H


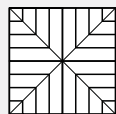
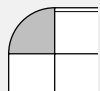
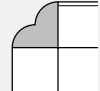
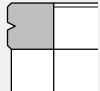
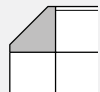
18" x 18" x 15"
18" x 18" x 20"
18" x 18" x 24"
24" x 24" x 15"
24" x 24" x 20"
24" x 24" x 24"
30" x 30" x 15"
30" x 30" x 20"
30" x 30" x 24"
36" x 36" x 15"
36" x 36" x 20"
36" x 36" x 24"

	Laminate	Veneer
	with Alpha Legs	with Alpha Legs
	51AWL	51AWV

\$ 423	\$ 521
438	561
449	600
471	624
493	668
513	745
537	810
576	872
594	902
607	949
648	973
692	1027

**OPTIONAL UPCHARGES**

**TOPS**

		 Rio NBL7 : NBV7
		 Winchester NBL8 : NBV8
		 Sydney NBL11 : NBV11
		 Oxford NBL10 : NBV10
1/2" Clear Pencil Edge Glass	Veneer Reverse Box Diamond Top	3/4" Nova Wood Edges with Laminate Inlay (NBL) or Veneer Inlay (NBV)

\$ 178	\$ 96	\$ 203
178	96	203
178	96	203
243	168	236
243	168	236
243	168	236
299	218	269
299	218	269
299	218	269
454	315	290
454	315	290
454	315	290

**SPECIFICATIONS**










Material Information	Page 24-25
Alpha Legs	4 Legs per Drum
Metal Recessed Band*	1/4" x 3/4" H

\*Metal Band only available if used with Nova Wood Edge or Stone Tops

**OPTIONS**

Matching Laminate or Veneer Plinth	Add 10% to Plinth price
Stain to Match <b>STM</b>	\$ 164 each stain
Solid Surface or Custom Stone Top	Call

OPTIONAL UPCHARGES

TOPS			BASE	ALPHA LEGS	
					
	Polished SE1			<b>Poseidon</b> LEG1 Brushed Aluminum Finish	<b>Astor</b> LEG3 Satin Aluminum Finish
					
	Waterfall SE2			<b>Margo</b> LEG2 Satin Aluminum Finish	<b>Cleo</b> LEG4 Satin Aluminum Finish
					
		MR1 Satin Finish			
					
		MR2 Polished Finish	KC		
	<b>3/4" Stone Top</b>	<b>3/4" Metal Recessed Band</b> Available only with Nova Wood Edge or Stone Top	<b>1/8" Kerf Cut</b>	<b>4" Metal Legs</b> Specify Leg Style	

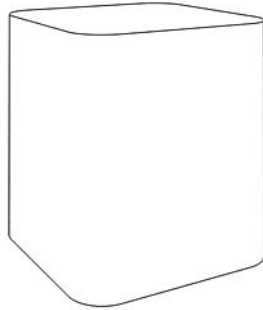
	\$ 432	\$ 82	\$ 34	Included
	432	82	34	Included
	432	82	34	Included
	579	89	34	Included
	579	89	34	Included
	579	89	34	Included
	778	100	34	Included
	778	100	34	Included
	778	100	34	Included
	970	106	34	Included
	970	106	34	Included
	970	106	34	Included

STONE TOPS: Marbles and Granites

<b>Marbles</b>		<b>Granites</b>	
Carrara White	<b>M01</b>	Luna Pearl	<b>G01</b>
Crema Marfil	<b>M02</b>	Dakota Mahogany	<b>G03</b>
Dark Emperador	<b>M03</b>	ICM Brazilian Black	<b>G06</b>
Roman Travertine	<b>M04</b>	Rajah Black	<b>G07</b>
		Academy Black	<b>G08</b>

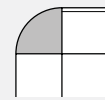
FINISHES: Veneer and Wood Edges

<b>Finishes on Cherry</b>		<b>Finishes on Maple</b>	
Light Cherry	<b>FLC</b>	Fusion Maple	<b>FFM</b>
Medium Cherry	<b>FMC</b>	Honey Maple	<b>FHM</b>
Dark Cherry	<b>FDC</b>		
Light Walnut	<b>FLW</b>		
Dark Walnut	<b>FDW</b>		
Medium Mahogany	<b>FMM</b>		



OPTIONAL UPCHARGES

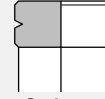
TOPS



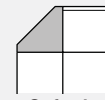
**Rio**  
NBL7 : NBV7



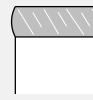
**Winchester**  
NBL8 : NBV8



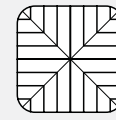
**Sydney**  
NBL11 : NBV11



**Oxford**  
NBL10 : NBV10



CGP



RBD

1/2" Clear Pencil Edge Glass

Veneer Reverse Box Diamond Top

3/4" Nova Wood Edges with Laminate Inlay (NBL) or Veneer Inlay (NBV)

	Laminate	Veneer
<b>Squares with Radius Corners</b>	<b>41L</b>	<b>41W</b>
<b>L x W x H</b>		
12" x 12" x 15"	\$ 262	\$ 345
12" x 12" x 20"	275	354
12" x 12" x 24"	301	375
15" x 15" x 15"	284	371
15" x 15" x 20"	301	404
15" x 15" x 24"	328	434
18" x 18" x 15"	306	413
18" x 18" x 20"	319	454
18" x 18" x 24"	351	493
24" x 24" x 15"	356	519
24" x 24" x 20"	377	563
24" x 24" x 24"	426	585
30" x 30" x 15"	423	683
30" x 30" x 20"	463	722
30" x 30" x 24"	498	772
36" x 36" x 15"	498	840
36" x 36" x 20"	550	864
36" x 36" x 24"	602	921
<b>Rectangles with Radius Corners</b>		
30" x 24" x 15"	404	587
30" x 24" x 20"	450	661
30" x 24" x 24"	500	687
48" x 24" x 15"	456	714
48" x 24" x 20"	528	770
48" x 24" x 24"	583	847

\$ 188	\$ 73	\$ 179
188	73	179
188	73	179
205	85	207
205	85	207
205	85	207
210	96	234
210	96	234
210	96	234
288	170	266
288	170	266
288	170	266
369	219	288
369	219	288
369	219	288
534	316	316
534	316	316
534	316	316
319	219	288
319	219	288
319	219	288
451	316	319
451	316	319
451	316	319

SPECIFICATIONS

Material Information Page 24-25  
 Alpha Legs 4 Legs per Drum  
 Radius Corners 3" Radius  
 Metal Recessed Band\* 1/4" x 3/4" H









OPTIONS

Matching Laminate or Veneer Plinth  
 Stain to Match **STM**  
 Solid Surface or Custom Stone Top

Add 10% to Plinth price  
 \$ 164 each stain

\*Metal Band only available if used with Nova Wood Edge or Stone Tops

OPTIONAL UPCHARGES

TOPS		BASES			PLINTHS		
							
Polished SE1	Waterfall SE2	MR1 Satin Finish	MR2 Polished Finish	KC	PLM1 Satin Finish	PL1	PL2
3/4" Stone Top	3/4" Metal Recessed Band <small>Available only with Nova Wood Edge or Stone Top</small>	1/8" Kerf Cut			2" Metal Recessed Plinth	3/4" Black Recessed Laminate Plinth	2" Black Recessed Laminate Plinth

	\$ 347	\$ 75	\$ 34		\$ 115	\$ 53	\$ 93
	347	75	34		115	53	93
	347	75	34		115	53	93
	369	77	34		119	55	96
	369	77	34		119	55	96
	369	77	34		119	55	96
	495	82	34		124	59	101
	495	82	34		124	59	101
	495	82	34		124	59	101
	612	89	34		137	64	111
	612	89	34		137	64	111
	612	89	34		137	64	111
	810	100	34		155	71	119
	810	100	34		155	71	119
	810	100	34		155	71	119
	1026	106	34		164	77	135
	1026	106	34		164	77	135
	1026	106	34		164	77	135

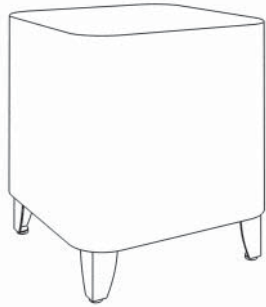
	770	100	34		155	71	119
	770	100	34		155	71	119
	770	100	34		155	71	119
	937	106	34		164	77	135
	937	106	34		164	77	135
	937	106	34		164	77	135

STONE TOPS: Marbles and Granites

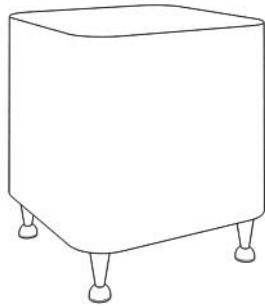
<b>Marbles</b>		<b>Granites</b>	
Carrara White	<b>M01</b>	Luna Pearl	<b>G01</b>
Crema Marfil	<b>M02</b>	Dakota Mahogany	<b>G03</b>
Dark Emperador	<b>M03</b>	ICM Brazilian Black	<b>G06</b>
Roman Travertine	<b>M04</b>	Rajah Black	<b>G07</b>
		Academy Black	<b>G08</b>

FINISHES: Veneer and Wood Edges

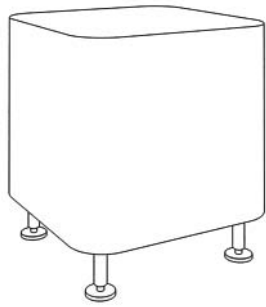
<b>Finishes on Cherry</b>		<b>Finishes on Maple</b>	
Light Cherry	<b>FLC</b>	Fusion Maple	<b>FFM</b>
Medium Cherry	<b>FMC</b>	Honey Maple	<b>FHM</b>
Dark Cherry	<b>FDC</b>		
Light Walnut	<b>FLW</b>		
Dark Walnut	<b>FDW</b>		
Medium Mahogany	<b>FMM</b>		



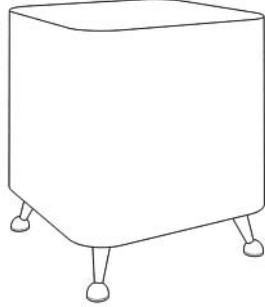
Poseidon Legs



Astor Legs



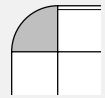
Margo Legs



Cleo Legs

OPTIONAL UPCHARGES

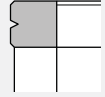
TOPS



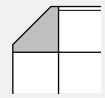
**Rio**  
NBL7 : NBV7



**Winchester**  
NBL8 : NBV8



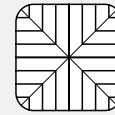
**Sydney**  
NBL11 : NBV11



**Oxford**  
NBL10 : NBV10



CGP



RBD

1/2" Clear Pencil Edge Glass

Veneer Reverse Box Diamond Top

3/4" Nova Wood Edges with Laminate Inlay (NBL) or Veneer Inlay (NBV)

Squares with Radius Corners L x W x H	Laminate	Veneer
	with Alpha Legs 41AWL	with Alpha Legs 41AWV
18" x 18" x 15"	\$ 438	\$ 545
18" x 18" x 20"	451	587
18" x 18" x 24"	484	626
24" x 24" x 15"	489	653
24" x 24" x 20"	510	696
24" x 24" x 24"	559	718
30" x 30" x 15"	567	828
30" x 30" x 20"	607	867
30" x 30" x 24"	642	918
36" x 36" x 15"	648	992
36" x 36" x 20"	701	1016
36" x 36" x 24"	754	1073

\$ 210	\$ 96	\$ 234
210	96	234
210	96	234
288	170	266
288	170	266
288	170	266
369	219	288
369	219	288
369	219	288
534	316	316
534	316	316
534	316	316

SPECIFICATIONS

Material Information	Page 24-25
Alpha Leg	4 Legs per Drum
Radius Corners	3" Radius
Metal Recessed Band*	1/4" x 3/4" H

\*Metal Band only available if used with Nova Wood Edge or Stone Tops

OPTIONS

Matching Laminate or Veneer Plinth	
Stain to Match	<b>STM</b>
Solid Surface or Custom Stone Top	

Add 10% to Plinth price  
\$ 164 each stain  
Call

