

2008

GSA occasional tables

2008

GSA drums and cubes

price and specification guide

**2008 GSA Occasional Tables
10% increase
effective Aug. 25, 2014**

General Information	2 - 3
GSA	3

OCCASIONAL TABLES

Material Information	4
How to Specify	5
Overview	6 - 7



Tables

Sydney Series	12 - 13
Denver Series	14 - 15
Dover Series	16 - 17
Rio Series	18 - 19
Oxford Series	20 - 21
Remington Series	22 - 23

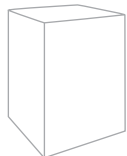
DRUMS AND CUBES

Material Information	24 - 25
Quick Ship Drums	26
Top Edges, Bases, Leg Profiles	27
Power & Data	28
How to Specify	29



Drums

ADLER DRUMS	30 - 35
Drums	30 - 31
Drums with Alpha Legs	32 - 33
Oval Drums	34
Racetrack Drums	34
Split Drums	35
LESTER TAPERED DRUMS	36 - 37



Cubes

LEGGET TAPERED CUBES	38 - 41
Tapered Squares	38 - 39
Tapered Squares with Alpha Legs	40 - 41
ABBOTT CUBES	42 - 50
Squares	42 - 43
Rectangles	42 - 43
Squares with Alpha Legs	44 - 45
Squares with Radius Corners	46 - 47
Rectangles with Radius Corners	46 - 47
Squares with Radius Corners and Alpha Legs	48 - 49

TERMS

Lead-Times

Our normal lead-times are 4 - 8 weeks unless product is on a **Quick Ship program**.

Ship Program Refer to our website:
www.nevinsltd.com for our most current Quick Ship products.

Prices

All prices are **NET, FREIGHT DELIVERED**.

ORDERING

Orders and Changes

Orders are acknowledged upon receipt at B Nevins Ltd.
Orders may be: Emailed: **sales@nevinsltd.com**
Faxed: (713) 230-2150
Mailed: B. Nevins Ltd., P.O. Box 108
Cat Spring, Texas 78933

Orders will not be entered into production and acknowledged with estimated ship date until all specification information is complete. No order shall be deemed binding upon B Nevins Ltd until we confirm with an acknowledgement. Customers must notify Nevins in writing of any discrepancies within 24 hours. B. Nevins Ltd. can not be held responsible for misinterpretations. Change orders are dependent upon our ability to accommodate the specification, terms and status of the order in production, and may be subjected to additional charges for labor, material and any other costs involved.

Product Modification and Custom Orders

Nevins is capable of and willing to make modifications on our existing line in order to meet your needs and requirements. We can provide formal quotations upon request. Please call our **Quotation Department** at 800-231-2744 or email: **quotes@nevinsltd.com**

Cancellations and Returns

No orders may be cancelled after production has begun. All items are made to order and cannot be returned. However, if Nevins has shipped an incorrect item or the item has a manufacturer's defect, a written **Return Authorization Number** must be issued by Nevins. Nevins will not accept any charges for repairs, replacements, installation, delivery charges, nor allow any deductions from invoices without prior authorization.

Nevins reserves the right to have a representative inspect the product and a digital photo will be required prior to issuing a **Return Authorization Number**. Any merchandise returning to Nevins under a **Return Authorization Number** must be wrapped and boxed in the product's original packaging material and shipped to Nevins Warehouse, insured and freight prepaid. No collect shipments will be accepted. Any returns received damaged are subject to fees if not packaged properly.

Specifications

Nevins reserves the right to change prices, specifications, finishes and discontinue products at any time without prior notice.

SHIPPING

All shipments will be sent freight prepaid within the 48 contiguous states.

B. Nevins Ltd will determine the most suitable method and carrier.

All shipments will be cartoned and/or crated unless otherwise requested. Special requests such as inside delivery, residential delivery, etc, are subject to additional charges.

Partial Shipments

B Nevins Ltd reserves the right to make partial shipments as product is ready. Payment covering these shipments are to be paid as they become due.

Freight Claims

All goods must be inspected and documented at the time of receipt. B. Nevins Ltd. must be notified of any shortages or damages within 5 days from date of delivery. Your failure to advise us will constitute acceptance of the merchandise and waives any claims you may have against B. Nevins Ltd. All merchandise is inspected and is in perfect condition when given to the freight carrier. **Nevins is not responsible for damage during shipment, at which time, title passes to the customer / consignee. Claims for damages or lost freight must be processed with the carrier and not with Nevins.** Call the carrier immediately to request an inspection and freight claim instructions. Refusal to accept an order from the carrier does not relieve you of responsibility for payment, and may incur additional charges. Any goods for which a claim is being processed should remain in its original packaging so that an inspector from the carrier may examine the merchandise. If concealed damage is discovered, the carrier must be notified within 5 days from date of delivery. The buyer bears all responsibility for seeking recourse against the carrier. If a shipment is received undamaged but is not what you ordered, call Nevins within 5 working days of receipt.

Delays in Delivery: Nevins will attempt to meet delivery or shipment dates shown on acknowledgements, but will not be responsible or liable for failure to ship or deliver on or by any particular date.

Redelivery of Freight: When redelivery and/or reconsignment of merchandise is required because the customer is not ready to accept the merchandise, or the delivery location has changed. Nevins must be given at least 2 weeks notification prior to the scheduled ship date. Charges that may occur will be billed to the customer.

Storage: If a customer cannot accept delivery of goods when ready for shipping, storage of merchandise is at the customer's expense.

Repair and Replacement

If the product is under warranty, any labor charges from correcting a manufacturing problem must be submitted and approved before correction is undertaken. Labor charges will not be paid if the estimate was not submitted and approved by Nevins in advance of any expenses.

Modifications to Terms & Conditions

Nevins reserves the right to modify these Terms & Conditions, therefore Nevins website: **www.nevinsltd.com**, will have the most current Terms.

1. SPECIAL ITEM NUMBERS

GS-28F-0018M
711-11 Conferencing

2. MAXIMUM ORDER
\$150,000

3. MINIMUM ORDER
\$100

4. GEOGRAPHIC COVERAGE
48 contiguous states and Washington DC

5. POINT OF PRODUCTION
Cat Spring, Texas

6. DISCOUNT FROM LIST PRICES
Prices herein are NET (discount deducted)

7. QUANTITY DISCOUNTS
Orders over \$150,000 NET receive a 2% discount

8. PROMPT PAYMENT TERMS
2% 10, NET 30

9a. GOVERNMENT PURCHASE CARDS
Government Purchase Cards are accepted below the micropurchase threshold.

9b. GOVERNMENT PURCHASE CARDS
Government Purchase Cards are accepted above the micropurchase threshold.

10. FOREIGN TERMS
N/A

11a. TIME OF DELIVERY
30-90 days ARO

11b. EXPEDITED DELIVERY
Call contractor

11c. OVERNIGHT & 2ND DAY DELIVERY
N/A

11d. URGENT REQUIREMENTS
Call contractor

12. FOB TERMS
FOB Destination

13. ORDERS & CHANGES
Orders are acknowledged upon receipt. Orders may be emailed or faxed to:

B Nevins Ltd
c/o [servicing dealer]
P.O. Box 108
Cat Spring, TX 78933

P: 800-231-2744
F: 713-230-2150
E: sales@nevinsltd.com

Orders will not be entered into production and acknowledged with estimated ship date until all specification information is complete. All orders are subject to final acceptance by B Nevins Ltd. Receipt of our acknowledgment indicates acceptance of your order subject to the terms set forth on the acknowledgment.

Customers must notify Nevins in writing of any discrepancies within 24 hours. B Nevins Ltd can not be held responsible for misinterpretations. Change orders are dependent upon our ability to accommodate the specification, terms and status of the order in production, and may be subjected to additional charges for labor, material and any other costs involved.

14. PAYMENT ADDRESS
Same as above

15. WARRANTY PROVISION
All products manufactured by Nevins are guaranteed against defect for a period of ten (10) years from the date of purchase. B Nevins Ltd will replace or repair, at our discretion, without cost to our customers, any item found to be defective as a result of defective material or workmanship. We will not repair any item that has been abused or subjected to any use other than what was originally intended for the product. Any repairs by the customer must receive specific written authorization from Nevins before being executed on location to receive proper reimbursement for the associated costs. Nevins does not cover labor or the installation cost for warranty repair or replacement products. In no event shall liability under this warranty exceed the original purchase price. There are no other warranties expressed or implied. Plastic Laminates, Power and Data Units, and Hardware are not covered by Nevins standard warranty.

16. EXPORT PACKAGING
Quoted upon request

17. TERMS AND CONDITIONS OF GOVERNMENT COMMERCIAL CREDIT CARD
Nevins will accept the government commercial credit card. No additional discount is offered.

18. TERMS AND CONDITIONS OF RENTAL MAINTENANCE AND REPAIR
N/A

19. TERMS AND CONDITIONS OF INSTALLATION
N/A

20. TERMS AND CONDITIONS OF REPAIR
N/A

20a. TERMS AND CONDITIONS FOR ANY OTHER SERVICES
N/A

21. SERVICE AND DISTRIBUTION POINTS
Call contractor

22. PARTICIPATING DEALERS
Call contractor

23. PREVENTATIVE MAINTENANCE
N/A

24. ENVIRONMENTAL ATTRIBUTES
See <http://www.nevinsltd.com/>

25. DATA UNIVERSAL NUMBER SYSTEM (DUNS)
08-086-0042

26. CENTRAL CONTRACTOR REGISTRATION (CCR)
1G2W5 (Cage Code)

LAMINATES

All specifications are subject to change without notice. High pressure laminate is standard. Static dissipative and chemical resistant laminates are available. The standard core is 1 1/8" thick high density 45 lb. industrial grade particleboard. It meets or exceeds requirements of ANSI A 208 1979, 1-M-3 and is TECO tested per ASTM D-1037. The lamination process consists of laminate and backer sheets being adhered to core material under pressure with high solid polyvinyl adhesives. All tops have a phenolic backer sheet. Standard or vertical grade solid matte color plastic laminates are available. High gloss, special finishes and specialty laminates such as Laminart, OP-Tech, Nevamar and others are available, but require factory quoted prices.

Standard Laminate Selection

Wilsonart



Some Wilsonart maybe Greenguard Certified.
Refer to www.wilsonart.com

Standard Patterns:

Solids
Woodgrains (where the -60 finish is the Wilsonart standard)
Abstracts (where the -60 finish is the Wilsonart standard)

Standard Finishes:

Matte (60)

Formica



Some Formica maybe Greenguard Certified.
Refer to www.formica.com

Standard Patterns:

Color Portfolio
Woodgrains
Patterns

Standard Finishes:

Matte (58)

Pionite



Some Pionite maybe Greenguard Certified.
Refer to www.pionite.com

Standard Patterns:

Solids
Woodgrains
Abstracts

Standard Finishes:

Suede (N)

Please call quotation department for any laminates not list above.
Laminate Samples are available from the Laminate manufacturer.

* Non Standard Laminates require a Quotation.

High gloss, special finishes and specialty laminates such as Laminate, Nevamar, OP-Tech, Nevamar and others will need to be checked with the Customer Service Department.

Care and Maintenance

Clean plastic laminates with mild soap and warm water. Do not use steel wool, hot water, or any abrasive cleaning product.

FRAMES

All frames are made from solid Maple.

VENEERS AND WOODS

Veneers and Woods have a semi-open pore finish with a 35% sheen.
Veneer Samples are available from Nevins upon request.

Finishes on Maple

Fusion Maple **FFM**
Honey Maple **FHM**
Light Cherry **FLC**
Medium Cherry **FMC**
Dark Cherry **FDC**
Light Walnut **FLW**
Dark Walnut **FDW**
Medium Mahogany **FMM**

Laminate Equivalent

WA 7909-60 Fusion Maple
Pionite WM951.N Honey Maple
*Formica 5904.43 Wild Cherry
*Formica 7008.58 Acajou Mahogany
Pionite WY351H Jewel Mahogany
Pionite WW971N Gunstock Walnut
*Pionite WX421H Witchcraft
*WA 7922.07 Brighton Walnut

*There may be an upcharge for these laminates, as well as a requirement to sign a laminate waiver.

NOTE: Laminate equivalents may not be exact matches

Stain to Match

Nevins can match most Wood and Veneer stains. Please provide Nevins with (2) labeled samples that are at least 3" x 3" at the time the order is placed. Customer's stain to match samples will not be returned to the customer. All orders requiring a Stain to Match may extend our standard lead time.

Care and Maintenance

Care should be taken to protect the finish from unprotected surfaces.
We recommend cleaning with a high grade furniture polish, that does not contain silicone.

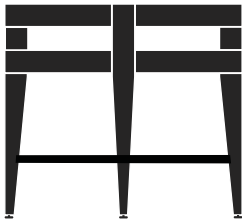
Care and Maintenance

The secret of preserving marble in its original state is to keep it clean. Marble should be washed often with clear lukewarm water on a clean soft cloth, and cleaned more thoroughly twice a year with a mild detergent solution. Spills should be wiped up immediately to avoid staining. A clear wax will protect the surface and re wax after each washing.

SOLID SURFACE TOPS

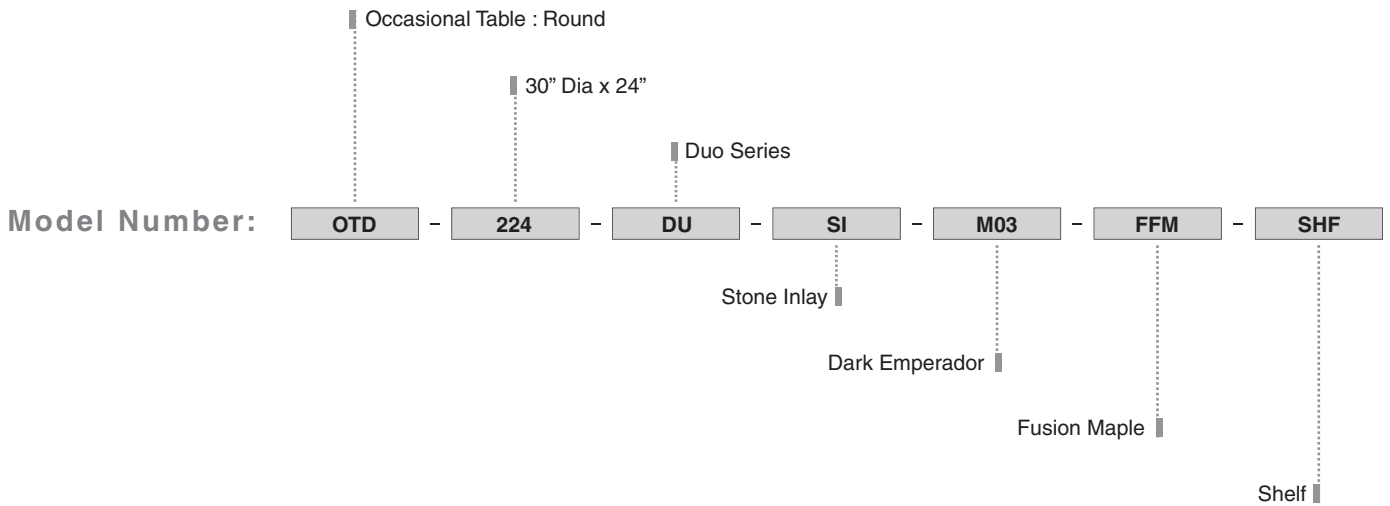
Call the Nevins quotation department for Solid Surface top pricing.

2008 GSA Occasional
Tables
10% increase
effective Aug. 25, 2014



Duo Occasional Round: OTD-224-DU-SI-M03-FFM-SHF

Occasional Tables

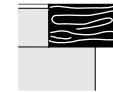


Sydney Series



Inlay Top
Solid Wood Edge
Solid Wood Edge
Top Overhang
Apron
Leg Taper
Shelf Thickness

1 1/4" x 3/4"
1 1/4" x 1 1/4" for Stone Inlay
1/2" over Apron
2 1/2" H
1 3/4" Sq to 1" Sq
3/4"



Denver Series



Inlay Top
Solid Wood Edge
Top Overhang
Apron
Leg Taper
Shelf Thickness

2" x 1 1/4"
1/2" over Apron
2 1/2" H
1 3/4" Sq to 1" Sq
3/4"



Edge Profile

Dover Series



Inlay Top
Solid Wood Edge 2" x 1 1/4"
Top Overhang 1/2" over Apron
Apron 2 1/2" H
Leg Taper 1 3/4" Sq to 1" Sq
Shelf Thickness 3/4"



Rio Series



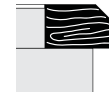
Inlay Top
Solid Wood Edge 1 1/4" x 3/4"
Solid Wood Edge 1 1/4" x 1 1/4" for Stone Inlay
Top Overhang 1/2" over Apron
Apron 2 1/2" H
Leg Taper 1 3/4" Sq to 1" Sq
Shelf Thickness 3/4"



Oxford Series



Inlay Top
Solid Wood Edge 1 1/4" x 3/4"
Solid Wood Edge 1 1/4" x 1 1/4" for Stone Inlay
Top Overhang 1/2" over Apron
Apron 2 1/2" H
Leg Taper 1 3/4" Sq to 1" Sq
Shelf Thickness 3/4"



Remington Series

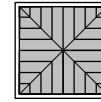

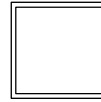


Veneer Shelf Edge 3/4" Self Edge
Stone Edge 3/4" Polished Edge
Top Overhang 1/2" over Apron
Apron 2 1/2" H
Leg Taper 1 3/4" Sq to 1" Sq
Shelf Thickness 3/4"



Occasional Tables

Edge Profile




INLAY TOPS

UPCHARGE

Laminate	Veneer	Veneer Reverse Box Diamond	Veneer Shelf
LI	VI	RBD	SHF

Occasional



Round Dia x H

OTD-020-SY	18" x 20"	\$ 492	\$ 592	\$ 704	\$ 198
OTD-024-SY	18" x 24"	503	603	715	198
OTD-116-SY	24" x 16"	516	615	720	198
OTD-120-SY	24" x 20"	527	624	731	198
OTD-124-SY	24" x 24"	539	633	742	198
OTD-216-SY	30" x 16"	624	776	896	256
OTD-220-SY	30" x 20"	633	787	907	256
OTD-224-SY	30" x 24"	641	793	914	256
OTD-316-SY	36" x 16"	872	1073	1240	329
OTD-320-SY	36" x 20"	890	1088	1255	329
OTD-324-SY	36" x 24"	898	1100	1267	329
OTD-420-SY	42" x 20"	1162	1408	1676	426
OTD-424-SY	42" x 24"	1173	1419	1687	426

Oval W x D x H

OTO-220-SY	26" x 22" x 20"	\$ 1421	\$ 1502	\$ 1743	\$ 343
OTO-420-SY	42" x 19" x 20"	1690	1770	1989	457

Square W x D x H

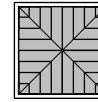

OTS-020-SY	18" x 18" x 20"	\$ 413	\$ 473	\$ 574	\$ 191
OTS-024-SY	18" x 18" x 24"	418	476	579	191
OTS-116-SY	20" x 20" x 16"	425	483	586	191
OTS-120-SY	20" x 20" x 20"	429	487	590	191
OTS-124-SY	20" x 20" x 24"	434	496	599	191
OTS-216-SY	24" x 24" x 16"	429	485	590	191
OTS-220-SY	24" x 24" x 20"	434	492	597	191
OTS-224-SY	24" x 24" x 24"	438	498	603	191
OTS-316-SY	30" x 30" x 16"	498	590	711	249
OTS-320-SY	30" x 30" x 20"	503	595	715	249
OTS-324-SY	30" x 30" x 24"	510	599	720	249
OTS-416-SY	36" x 36" x 16"	715	838	983	318
OTS-420-SY	36" x 36" x 20"	726	849	995	318
OTS-424-SY	36" x 36" x 24"	738	860	1006	318
OTS-520-SY	42" x 42" x 20"	961	1095	1252	412
OTS-524-SY	42" x 42" x 24"	972	1106	1263	412

Rectangle W x D x H

OTR-216-SY	48" x 20" x 16"	554	673	807	291
OTR-220-SY	48" x 20" x 20"	565	684	818	291
OTR-224-SY	48" x 20" x 24"	577	695	829	291

2008 GSA Occasional
Tables
10% increase
effective Aug. 25, 2014

Edge Profile



INLAY TOPS

Laminate	Veneer	Veneer Reverse Box Diamond	UPCHARGE Veneer Shelf
LI	VI	RBD	SHF

Consoles



Rectangle W x D x H

OTR-230-SY	48" x 20" x 30"	\$ 588	\$ 706	\$ 840	\$ 291
------------	-----------------	--------	--------	--------	--------



Arched W x D x H



OTA-230-SY	48" x 28 1/2" x 30"	\$ 1339	\$ 1605	\$ 1924	\$ 426
------------	---------------------	---------	---------	---------	--------



Half Oval W x D x H



OTH-230-SY	48" x 18" x 30"	\$ 1690	\$ 1770	\$ 1989	\$ 457
------------	-----------------	---------	---------	---------	--------



Moon W x D x H



OTM-230-SY	48" x 24" x 30"	\$ 1690	\$ 1770	\$ 1989	\$ 457
------------	-----------------	---------	---------	---------	--------



SPECIFICATIONS

Materials Information	Page 4
Solid Wood Edge	1 1/4" x 3/4"
Solid Wood Edge	1 1/4" x 1 1/4" for Stone Inlay
Top Overhang	1/2" over Apron
Apron	2 1/2" H
Leg Taper	1 3/4" Sq to 1" Sq
Shelf Thickness	3/4"

FINISHES: Veneer and Wood Edges

Finishes on Maple

Fusion Maple	FFM	Light Cherry	FLC
Honey Maple	FHM	Medium Cherry	FMC
Light Walnut	FLW	Dark Cherry	FDC
Dark Walnut	FDW	Medium Mahogany	FMM

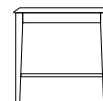
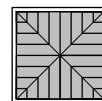
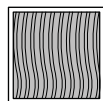

OPTIONS

Stain to Match	STM	\$ 164 each stain
Solid Surface or Custom Stone Top		Call

Occasional Tables

2008 GSA Occasional
Tables
10% increase
effective Aug. 25, 2014

Edge Profile

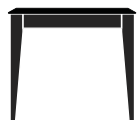




INLAY TOPS

UPCHARGE

Laminate	Veneer	Veneer Reverse Box Diamond	Veneer Shelf
LI	VI	RBD	SHF

Occasional



Round Dia x H

OTD-020-DE	18" x 20"	\$ 519	\$ 617	\$ 733	\$ 198
OTD-024-DE	18" x 24"	530	628	744	198
OTD-116-DE	24" x 16"	541	639	744	198
OTD-120-DE	24" x 20"	552	650	753	198
OTD-124-DE	24" x 24"	563	662	762	198
OTD-216-DE	30" x 16"	662	814	934	256
OTD-220-DE	30" x 20"	671	822	939	256
OTD-224-DE	30" x 24"	677	829	948	256
OTD-316-DE	36" x 16"	928	1118	1319	329
OTD-320-DE	36" x 20"	945	1133	1332	329
OTD-324-DE	36" x 24"	954	1144	1345	329
OTD-420-DE	42" x 20"	1207	1453	1743	426
OTD-424-DE	42" x 24"	1218	1464	1754	426

Oval W x D x H

OTO-220-DE	26" x 22" x 20"	\$ 1442	\$ 1520	\$ 1766	\$ 343
OTO-420-DE	42" x 19" x 20"	1699	1788	2012	457

Square W x D x H

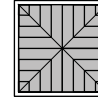

OTS-020-DE	18" x 18" x 20"	\$ 429	\$ 492	\$ 592	\$ 191
OTS-024-DE	18" x 18" x 24"	434	496	597	191
OTS-116-DE	20" x 20" x 16"	445	505	608	191
OTS-120-DE	20" x 20" x 20"	449	510	612	191
OTS-124-DE	20" x 20" x 24"	458	519	621	191
OTS-216-DE	24" x 24" x 16"	449	507	612	191
OTS-220-DE	24" x 24" x 20"	454	514	619	191
OTS-224-DE	24" x 24" x 24"	463	521	626	191
OTS-316-DE	30" x 30" x 16"	534	626	746	249
OTS-320-DE	30" x 30" x 20"	539	635	755	249
OTS-324-DE	30" x 30" x 24"	545	641	762	249
OTS-416-DE	36" x 36" x 16"	760	872	1050	318
OTS-420-DE	36" x 36" x 20"	771	883	1062	318
OTS-424-DE	36" x 36" x 24"	782	894	1073	318
OTS-520-DE	42" x 42" x 20"	972	1162	1296	412
OTS-524-DE	42" x 42" x 24"	1006	1173	1307	412

Rectangle W x D x H

OTR-216-DE	48" x 20" x 16"	601	717	849	291
OTR-220-DE	48" x 20" x 20"	612	726	858	291
OTR-224-DE	48" x 20" x 24"	624	735	867	291

2008 GSA Occasional
Tables
10% increase
effective Aug. 25, 2014

Edge Profile



INLAY TOPS

Laminate	Veneer	Veneer Reverse Box Diamond	UPCHARGE Veneer Shelf
LI	VI	RBD	SHF

Consoles



Rectangle W x D x H

OTR-230-DE	48" x 20" x 30"	\$ 633	\$ 744	\$ 876	\$ 291
------------	-----------------	--------	--------	--------	--------



Arched W x D x H

OTA-230-DE	48" x 28 1/4" x 30"	\$ 1388	\$ 1670	\$ 2000	\$ 426
------------	---------------------	---------	---------	---------	--------



Half Oval W x D x H

OTH-230-DE	48" x 18" x 30"	\$ 1699	\$ 1788	\$ 2012	\$ 457
------------	-----------------	---------	---------	---------	--------



Moon W x D x H

OTM-230-DE	48" x 24" x 30"	\$ 1699	\$ 1788	\$ 2012	\$ 457
------------	-----------------	---------	---------	---------	--------



SPECIFICATIONS

Materials Information	Page 4
Solid Wood Edge	2" x 1 1/4"
Top Overhang	1/2" over Apron
Apron	2 1/2" H
Leg Taper	1 3/4" Sq to 1" Sq
Shelf Thickness	3/4"

FINISHES: Veneer and Wood Edges

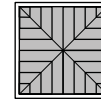

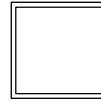
Finishes on Maple

Fusion Maple	FFM	Light Cherry	FLC
Honey Maple	FHM	Medium Cherry	FMC
Light Walnut	FLW	Dark Cherry	FDC
Dark Walnut	FDW	Medium Mahogany	FMM

OPTIONS

Stain to Match	STM	\$ 164 each stain
Solid Surface or Custom Stone Top		Call

Edge Profile



INLAY TOPS

UPCHARGE

Laminate	Veneer	Veneer Reverse Box Diamond	Veneer Shelf
LI	VI	RBD	SHF

Occasional



Round Dia x H

OTD-020-DO	18" x 20"	\$ 519	\$ 517	\$ 733	\$ 198
OTD-024-DO	18" x 24"	530	628	744	198
OTD-116-DO	24" x 16"	541	639	744	198
OTD-120-DO	24" x 20"	552	650	753	198
OTD-124-DO	24" x 24"	563	662	762	198
OTD-216-DO	30" x 16"	662	814	934	256
OTD-220-DO	30" x 20"	671	822	939	256
OTD-224-DO	30" x 24"	677	829	948	256
OTD-316-DO	36" x 16"	928	1118	1319	329
OTD-320-DO	36" x 20"	945	1133	1332	329
OTD-324-DO	36" x 24"	954	1144	1345	329
OTD-420-DO	42" x 20"	1207	1453	1743	426
OTD-424-DO	42" x 24"	1218	1464	1754	426

Oval W x D x H

OTO-220-DO	26" x 22" x 20"	\$ 1442	\$ 1520	\$ 1766	\$ 343
OTO-420-DO	42" x 19" x 20"	1699	1788	2012	457

Square W x D x H

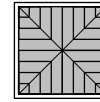

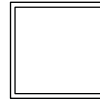
OTS-020-DO	18" x 18" x 20"	\$ 429	\$ 492	\$ 592	\$ 191
OTS-024-DO	18" x 18" x 24"	434	496	597	191
OTS-116-DO	20" x 20" x 16"	445	505	608	191
OTS-120-DO	20" x 20" x 20"	449	510	612	191
OTS-124-DO	20" x 20" x 24"	458	519	621	191
OTS-216-DO	24" x 24" x 16"	449	507	612	191
OTS-220-DO	24" x 24" x 20"	454	514	619	191
OTS-224-DO	24" x 24" x 24"	463	521	626	191
OTS-316-DO	30" x 30" x 16"	534	626	746	249
OTS-320-DO	30" x 30" x 20"	539	635	755	249
OTS-324-DO	30" x 30" x 24"	545	641	762	249
OTS-416-DO	36" x 36" x 16"	760	872	1050	318
OTS-420-DO	36" x 36" x 20"	771	883	1062	318
OTS-424-DO	36" x 36" x 24"	782	894	1073	318
OTS-520-DO	42" x 42" x 20"	972	1162	1296	412
OTS-524-DO	42" x 42" x 24"	1006	1173	1307	412

Rectangle W x D x H

OTR-216-DO	48" x 20" x 16"	\$ 601	\$ 717	\$ 849	\$ 291
OTR-220-DO	48" x 20" x 20"	612	728	858	291
OTR-224-DO	48" x 20" x 24"	624	735	867	291

2008 GSA Occasional Tables
10% increase effective Aug. 25, 2014

Edge Profile



INLAY TOPS

Laminate	Veneer	Veneer Reverse Box Diamond	UPCHARGE Veneer Shelf
LI	VI	RBD	SHF

Consoles



Rectangle W x D x H

OTR-230-DO	48" x 20" x 30"	\$ 633	\$ 744	\$ 876	\$ 291
------------	-----------------	--------	--------	--------	--------



Arched W x D x H

OTA-230-DO	48" x 28" / 24" x 30"	\$ 1388	\$ 1670	\$ 2000	\$ 426
------------	-----------------------	---------	---------	---------	--------



Half Oval W x D x H

OTH-230-DO	48" x 18" x 30"	\$ 1699	\$ 1788	\$ 2012	\$ 457
------------	-----------------	---------	---------	---------	--------



Moon W x D x H

OTM-230-DO	48" x 24" x 30"	\$ 1699	\$ 1788	\$ 2012	\$ 457
------------	-----------------	---------	---------	---------	--------



SPECIFICATIONS

Material Information	Page 4
Solid Wood Edge	2" x 1 1/4"
Top Overhang	1/2" over Apron
Apron	2 1/2" H
Leg Taper	1 3/4" Sq to 1" Sq
Shelf Thickness	3/4"

FINISHES: Veneer and Wood Edges

Finishes on Maple


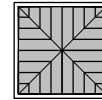


Fusion Maple	FFM	Light Cherry	FLC
Honey Maple	FHM	Medium Cherry	FMC
Light Walnut	FLW	Dark Cherry	FDC
Dark Walnut	FDW	Medium Mahogany	FMM

OPTIONS

Stain to Match	STM	\$ 164 each stain
Solid Surface or Custom Stone Top		Call

Occasional Tables

Edge Profile






INLAY TOPS

UPCHARGE

Laminate	Veneer	Veneer Reverse Box Diamond	Veneer Shelf
LI	VI	RBD	SHF

Occasional



Round Dia x H

OTD-020-RO	18" x 20"	\$ 492	\$ 592	\$ 704	\$ 198
OTD-024-RO	18" x 24"	503	603	715	198
OTD-116-RO	24" x 16"	516	615	720	198
OTD-120-RO	24" x 20"	527	624	731	198
OTD-124-RO	24" x 24"	539	633	742	198
OTD-216-RO	30" x 16"	624	776	896	256
OTD-220-RO	30" x 20"	633	787	907	256
OTD-224-RO	30" x 24"	641	793	914	256
OTD-316-RO	36" x 16"	872	1073	1240	329
OTD-320-RO	36" x 20"	890	1088	1255	329
OTD-324-RO	36" x 24"	898	1100	1267	329
OTD-420-RO	42" x 20"	1162	1408	1676	426
OTD-424-RO	42" x 24"	1173	1419	1687	426

Oval W x D x H

OTO-220-RO	26" x 22" x 20"	\$ 1421	\$ 1502	\$ 1743	\$ 343
OTO-420-RO	42" x 19" x 20"	1690	1770	1989	457

Square W x D x H

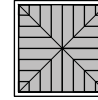

OTS-020-RO	18" x 18" x 20"	\$ 413	\$ 472	\$ 574	\$ 191
OTS-024-RO	18" x 18" x 24"	418	476	579	191
OTS-116-RO	20" x 20" x 16"	425	483	586	191
OTS-120-RO	20" x 20" x 20"	429	487	590	191
OTS-124-RO	20" x 20" x 24"	434	496	599	191
OTS-216-RO	24" x 24" x 16"	429	485	590	191
OTS-220-RO	24" x 24" x 20"	434	492	597	191
OTS-224-RO	24" x 24" x 24"	438	498	603	191
OTS-316-RO	30" x 30" x 16"	498	590	711	249
OTS-320-RO	30" x 30" x 20"	503	595	715	249
OTS-324-RO	30" x 30" x 24"	510	599	720	249
OTS-416-RO	36" x 36" x 16"	715	838	983	318
OTS-420-RO	36" x 36" x 20"	726	849	995	318
OTS-424-RO	36" x 36" x 24"	738	860	1006	318
OTS-520-RO	42" x 42" x 20"	961	1095	1252	412
OTS-524-RO	42" x 42" x 24"	961	1095	1252	412

Rectangle W x D x H

OTR-216-RO	48" x 20" x 16"	554	673	807	291
OTR-220-RO	48" x 20" x 20"	565	684	818	291
OTR-224-RO	48" x 20" x 24"	577	695	829	291

2008 GSA Occasional Tables
10% increase
effective Aug. 25, 2014

Edge Profile



INLAY TOPS

Laminate	Veneer	Veneer Reverse Box Diamond	UPCHARGE Veneer Shelf
LI	VI	RBD	SHF

Consoles



Rectangle W x D x H

OTR-230-RO	48" x 20" x 30"	\$ 588	\$ 706	\$ 840	\$ 291
------------	-----------------	--------	--------	--------	--------



Arched W x D x H

OTA-230-RO	48" x 28"/24" x 30"	\$ 1339	\$ 1605	\$ 1924	\$ 426
------------	---------------------	---------	---------	---------	--------



Half Oval W x D x H

OTH-230-RO	48" x 18" x 30"	\$ 1654	\$ 1770	\$ 1989	\$ 457
------------	-----------------	---------	---------	---------	--------



Moon W x D x H

OTM-230-RO	48" x 24" x 30"	\$ 1654	\$ 1770	\$ 1989	\$ 457
------------	-----------------	---------	---------	---------	--------



SPECIFICATIONS

Material Information	Page 4
Solid Wood Edge	1 1/4" x 3/4"
Solid Wood Edge	1 1/4" x 1 1/4" for Stone Inlay
Top Overhang	1/2" over Apron
Apron	2 1/2" H
Leg Taper	1 3/4" Sq to 1" Sq
Shelf Thickness	3/4"

FINISHES: Veneer and Wood Edges

Finishes on Maple

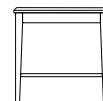
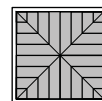
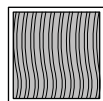

Fusion Maple	FFM	Light Cherry	FLC
Honey Maple	FHM	Medium Cherry	FMC
Light Walnut	FLW	Dark Cherry	FDC
Dark Walnut	FDW	Medium Mahogany	FMM

OPTIONS

Stain to Match	STM	\$ 164 each stain
Solid Surface or Custom Stone Top		Call

Occasional Tables

Edge Profile






INLAY TOPS

UPCHARGE

Laminate	Veneer	Veneer Reverse Box Diamond	Veneer Shelf
LI	VI	RBD	SHF

Occasional



Round Dia x H

OTD-020-OX	18" x 20"	\$ 492	\$ 592	\$ 704	\$ 198
OTD-024-OX	18" x 24"	503	603	715	198
OTD-116-OX	24" x 16"	516	615	720	198
OTD-120-OX	24" x 20"	527	624	731	198
OTD-124-OX	24" x 24"	539	633	742	198
OTD-216-OX	30" x 16"	624	776	896	256
OTD-220-OX	30" x 20"	633	787	907	256
OTD-224-OX	30" x 24"	641	793	914	256
OTD-316-OX	36" x 16"	872	1073	1240	329
OTD-320-OX	36" x 20"	890	1088	1255	329
OTD-324-OX	36" x 24"	898	1100	1267	329
OTD-420-OX	42" x 20"	1162	1408	1676	426
OTD-424-OX	42" x 24"	1173	1419	1687	426

Oval W x D x H

OTO-220-OX	26" x 22" x 20"	\$ 1421	\$ 1502	\$ 1743	\$ 343
OTO-420-OX	42" x 19" x 20"	1690	1770	1989	457

Square W x D x H

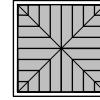

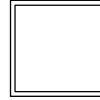
OTS-020-OX	18" x 18" x 20"	\$ 413	\$ 472	\$ 574	\$ 191
OTS-024-OX	18" x 18" x 24"	418	476	579	191
OTS-116-OX	20" x 20" x 16"	425	483	586	191
OTS-120-OX	20" x 20" x 20"	429	487	590	191
OTS-124-OX	20" x 20" x 24"	434	496	599	191
OTS-216-OX	24" x 24" x 16"	429	485	590	191
OTS-220-OX	24" x 24" x 20"	434	492	597	191
OTS-224-OX	24" x 24" x 24"	438	498	603	191
OTS-316-OX	30" x 30" x 16"	498	590	711	249
OTS-320-OX	30" x 30" x 20"	503	595	715	249
OTS-324-OX	30" x 30" x 24"	510	599	720	249
OTS-416-OX	36" x 36" x 16"	715	838	983	318
OTS-420-OX	36" x 36" x 20"	726	849	995	318
OTS-424-OX	36" x 36" x 24"	738	860	1006	318
OTS-520-OX	42" x 42" x 20"	961	1095	1252	412
OTS-524-OX	42" x 42" x 24"	972	1106	1263	412

Rectangle W x D x H

OTR-216-OX	48" x 20" x 16"	554	673	807	291
OTR-220-OX	48" x 20" x 20"	565	684	818	291
OTR-224-OX	48" x 20" x 24"	577	695	829	291

2008 GSA Occasional Tables
10% increase
effective Aug. 25, 2014

Edge Profile



INLAY TOPS

Laminate	Veneer	Veneer Reverse Box Diamond	UPCHARGE Veneer Shelf
LI	VI	RBD	SHF

Consoles



Rectangle W x D x H

OTR-230-OX	48" x 20" x 30"	\$ 588	\$ 706	\$ 840	\$ 291
------------	-----------------	--------	--------	--------	--------



Arched W x D x H

OTA-230-OX	48" x 28"/24" x 30"	\$ 1339	\$ 1605	\$ 1924	\$ 426
------------	---------------------	---------	---------	---------	--------



Half Oval W x D x H

OTH-230-OX	48" x 18" x 30"	\$ 1690	\$ 1770	\$ 1989	\$ 457
------------	-----------------	---------	---------	---------	--------



Moon W x D x H

OTM-230-OX	48" x 24" x 30"	\$ 1690	\$ 1770	\$ 1989	\$ 457
------------	-----------------	---------	---------	---------	--------



SPECIFICATIONS

Material Information	Page 4
Solid Wood Edge	1 1/4" x 3/4"
Solid Wood Edge	1 1/4" x 1 1/4" for Stone Inlay
Top Overhang	1/2" over Apron
Apron	2 1/2" H
Leg Taper	1 3/4" Sq to 1" Sq
Shelf Thickness	3/4"

FINISHES: Veneer and Wood Edges

Finishes on Maple

Fusion Maple	FFM	Light Cherry	FLC
Honey Maple	FHM	Medium Cherry	FMC
Light Walnut	FLW	Dark Cherry	FDC
Dark Walnut	FDW	Medium Mahogany	FMM

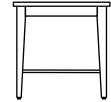
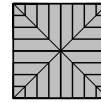
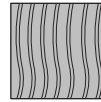
OPTIONS

Stain to Match	STM	\$ 164 each stain
Solid Surface or Custom Stone Top		Call

Occasional Tables

2008 GSA Occasional
Tables
10% increase
effective Aug. 25, 2014

Edge Profile



TOPS

UPCHARGE

Veneer


Veneer Reverse
Box DiamondVeneer
Shelf

V

RBD

SHF

Occasional



Round

Dia x H

OTD-020-RE	18" x 20"	\$ 465	\$ 553	\$ 198
OTD-024-RE	18" x 24"	476	704	198
OTD-116-RE	24" x 16"	491	593	198
OTD-120-RE	24" x 20"	500	602	198
OTD-124-RE	24" x 24"	507	608	198
OTD-216-RE	30" x 16"	586	704	256
OTD-220-RE	30" x 20"	598	715	256
OTD-224-RE	30" x 24"	604	721	256
OTD-316-RE	36" x 16"	841	996	329
OTD-320-RE	36" x 20"	867	1022	329
OTD-324-RE	36" x 24"	876	1033	329
OTD-420-RE	42" x 20"	1010	1354	426
OTD-424-RE	42" x 24"	1153	1365	426

Oval

W x D x H

OTO-220-RE	26" x 22" x 20"	\$ 1252	\$ 1460	\$ 343
OTO-420-RE	42" x 19" x 20"	1474	1706	457

Square

W x D x H

OTS-020-RE	18" x 18" x 20"	\$ 405	\$ 509	\$ 191
OTS-024-RE	18" x 18" x 24"	409	515	191
OTS-116-RE	20" x 20" x 16"	409	514	191
OTS-120-RE	20" x 20" x 20"	413	513	191
OTS-124-RE	20" x 20" x 24"	416	520	191
OTS-216-RE	24" x 24" x 16"	414	520	191
OTS-220-RE	24" x 24" x 20"	421	527	191
OTS-224-RE	24" x 24" x 24"	427	533	191
OTS-316-RE	30" x 30" x 16"	471	591	249
OTS-320-RE	30" x 30" x 20"	476	593	249
OTS-324-RE	30" x 30" x 24"	480	598	249
OTS-416-RE	36" x 36" x 16"	677	850	318
OTS-420-RE	36" x 36" x 20"	688	861	318
OTS-424-RE	36" x 36" x 24"	699	872	318
OTS-520-RE	42" x 42" x 20"	923	1151	412
OTS-524-RE	42" x 42" x 24"	932	1162	412

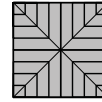
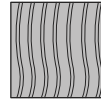
Rectangle

W x D x H

OTR-216-RE	48" x 20" x 16"	\$ 520	\$ 686	\$ 291
OTR-220-RE	48" x 20" x 20"	531	664	291
OTR-224-RE	48" x 20" x 24"	542	675	291

2008 GSA Occasional Tables
10% increase
effective Aug. 25, 2014

Edge Profile



TOPS		UPCHARGE
Veneer	Veneer Reverse Box Diamond	Veneer Shelf
V	RBD	SHF

Consoles



Rectangle W x D x H

OTR-230-RE	48" x 20" x 30"	\$ 553	\$ 686	\$ 291
------------	-----------------	--------	--------	--------



Arched W x D x H



OTA-230-RE	48" x 28"/24" x 30"	\$ 1314	\$ 1556	\$ 426
------------	---------------------	---------	---------	--------



Half Oval W x D x H



OTH-230-RE	48" x 18" x 30"	\$ 1474	\$ 1706	\$ 457
------------	-----------------	---------	---------	--------



Moon W x D x H



OTM-230-RE	48" x 24" x 30"	\$ 1474	\$ 1706	\$ 457
------------	-----------------	---------	---------	--------



SPECIFICATIONS

Material Information	Page 4
Veneer Shelf Edge	3/4" Self Edge
Stone Edge	3/4" Polished Edge
Top Overhang	1/2" over Apron
Apron	2 1/2" H
Leg Taper	1 3/4" Sq to 1" Sq
Shelf Thickness	3/4"

FINISHES: Veneer and Wood Edges

Finishes on Maple

Fusion Maple	FFM	Light Cherry	FLC
Honey Maple	FHM	Medium Cherry	FMC
Light Walnut	FLW	Dark Cherry	FDC
Dark Walnut	FDW	Medium Mahogany	FMM

OPTIONS

Stain to Match	STM	\$ 164 each stain
Solid Surface or Custom Stone Top		Call

Occasional Tables